

# Washington County Transportation Authority DBA Freedom Transit

2017 Annual Agency Profile

## General Information

### Urbanized Area Statistics - 2010 Census

Pittsburgh, PA  
 905 Square Miles  
 1,733,853 Population  
 27 Pop. Rank out of 498 UZAs

**Other UZAs Served**  
 0 Pennsylvania Non-UZA

### Service Area Statistics

861 Square Miles  
 207,820 Population

### Service Consumption

3,228,534 Annual Passenger Miles (PMT)  
 295,501 Annual Unlinked Trips (UPT)  
 1,062 Average Weekday Unlinked Trips  
 351 Average Saturday Unlinked Trips  
 0 Average Sunday Unlinked Trips

### Service Supplied

2,205,288 Annual Vehicle Revenue Miles (VRM)  
 126,535 Annual Vehicle Revenue Hours (VRH)  
 70 Vehicles Operated in Maximum Service (VOMS)  
 89 Vehicles Available for Maximum Service (VAMS)

### Database Information

NTDID: 30111  
 Reporter Type: Full Reporter

## Financial Information

### Sources of Operating Funds Expended

Fare Revenues	\$336,598	5.3%
Local Funds	\$207,466	3.3%
State Funds	\$4,686,380	73.5%
Federal Assistance	\$1,108,907	17.4%
Other Funds	\$34,650	0.5%
<b>Total Operating Funds Expended</b>	<b>\$6,374,001</b>	<b>100.0%</b>

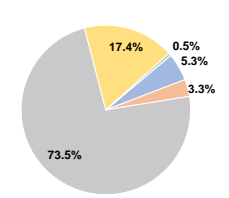
**Total Operating Funds Expended**

### Sources of Capital Funds Expended

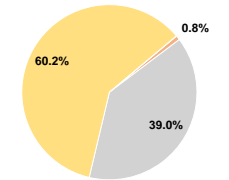
Fare Revenues	\$0	0.0%
Local Funds	\$4,757	0.8%
State Funds	\$221,412	39.0%
Federal Assistance	\$341,786	60.2%
Other Funds	\$0	0.0%
<b>Total Capital Funds Expended</b>	<b>\$567,955</b>	<b>100.0%</b>

**Total Capital Funds Expended**

### Operating Funding Sources



### Capital Funding Sources



### Summary of Operating Expenses (OE)

Salary, Wages, Benefits	\$642,336	10.4%
Materials and Supplies	\$573,946	9.3%
Purchased Transportation	\$4,656,342	75.6%
Other Operating Expenses	\$284,369	4.6%
<b>Total Operating Expenses</b>	<b>\$6,156,993</b>	<b>100.0%</b>
Reconciling OE Cash Expenditures	\$203,284	
Purchased Transportation (Reported Separately)	\$13,724 *	

## Modal Characteristics

### Modal Overview

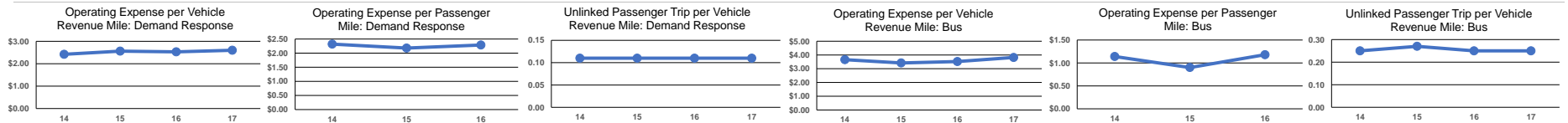
Mode	Vehicles Operated in Maximum Service		Uses of Capital Funds					Total
	Directly Operated	Purchased Transportation	Revenue Vehicles	Systems and Guideways	Facilities and Stations	Other		
Demand Response	-	62 <sup>1</sup>	\$390,524	\$0	\$0	\$0	\$390,524	
Bus	-	8	\$0	\$164,019	\$0	\$13,412	\$177,431	
<b>Total</b>	<b>-</b>	<b>70</b>	<b>\$390,524</b>	<b>\$164,019</b>	<b>\$0</b>	<b>\$13,412</b>	<b>\$567,955</b>	

### Operation Characteristics

Mode	Operating Expenses	Fare Revenues	Uses of Capital Funds	Annual Passenger Miles	Annual Unlinked Trips	Annual Vehicle Revenue Miles	Annual Vehicle Revenue Hours	Fixed Guideway Directional Route Miles	Vehicles Available for Maximum Service	Vehicles Operated in Maximum Service	Percent Spare Vehicles	Average Fleet Age in Years <sup>a</sup>
Demand Response	\$4,861,619 <sup>1</sup>	\$205,130 <sup>1</sup>	\$390,524	2,127,072	211,836	1,866,486	106,797	0.0	76	62 <sup>1</sup>	18.4%	3.5
Bus	\$1,295,374	\$131,468	\$177,431	1,101,462	83,665	338,802	19,738	0.0	13	8	38.5%	6.2
<b>Total</b>	<b>\$6,156,993</b>	<b>\$336,598</b>	<b>\$567,955</b>	<b>3,228,534</b>	<b>295,501</b>	<b>2,205,288</b>	<b>126,535</b>	<b>0.0</b>	<b>89</b>	<b>70</b>	<b>21.3%</b>	

### Performance Measures

Mode	Service Efficiency		Service Effectiveness			
	Operating Expenses per Vehicle Revenue Mile	Operating Expenses per Vehicle Revenue Hour	Operating Expenses per Passenger Mile	Operating Expenses per Unlinked Passenger Trip	Unlinked Trips per Vehicle Revenue Mile	Unlinked Trips per Vehicle Revenue Hour
Demand Response	\$2.60	\$45.52	\$2.29	\$22.95	0.1	2.0
Bus	\$3.82	\$65.63	\$1.18	\$15.48	0.2	4.2
<b>Total</b>	<b>\$2.79</b>	<b>\$48.66</b>	<b>\$1.91</b>	<b>\$20.84</b>	<b>0.1</b>	<b>2.3</b>



**Notes:**

<sup>a</sup>Demand Response - Taxi (DT) and non-dedicated fleets do not report fleet age data.

<sup>1</sup>Excludes data for purchased transportation filed separately.

\*This agency has a purchased transportation relationship in which they sell service to Mid Mon Valley Transit Authority (NTDID: 30061), and in which the data are captured in another report for mode DR/PT.