

General Information

Urbanized Area (UZA) Statistics - 2010 Census

Blacksburg, VA
51 **Square Miles**
88,542 **Population**
328 **Pop. Rank out of 498 UZAs**

Other UZAs Served

0 Virginia Non-UZA

Service Area Statistics

10 **Square Miles**
18,368 **Population**

Service Consumption

338,719 **Annual Unlinked Trips (UPT)**

Service Supplied

340,436 **Annual Vehicle Revenue Miles (VRM)**
31,759 **Annual Vehicle Revenue Hours (VRH)**

Database Information

NTDID: 30200

Reporter Type: Reduced Reporter

Financial Information

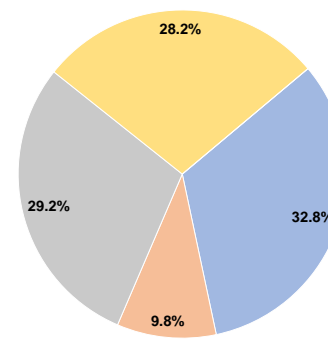
Sources of Operating Funds Expended

Fare Revenues	\$497,372	32.8%
Local Funds	\$148,351	9.8%
State Funds	\$443,635	29.2%
Federal Assistance	\$427,614	28.2%
Other Funds	\$0	0.0%
Total Operating Funds Expended	\$1,516,972	100.0%

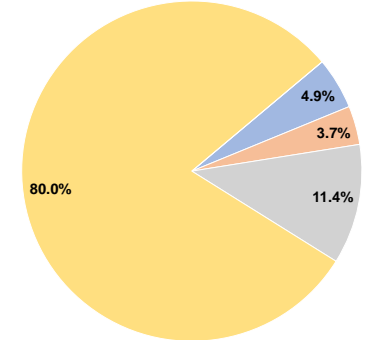
Sources of Capital Funds Expended

Fare Revenues	\$6,474	4.9%
Local Funds	\$4,840	3.7%
State Funds	\$15,017	11.4%
Federal Assistance	\$105,326	80.0%
Other Funds	\$0	0.0%
Total Capital Funds Expended	\$131,657	100.0%

Operating Funding Sources



Capital Funding Sources



Modal Characteristics

Operation Characteristics

Vehicles Operated at Maximum Service

Mode	Directly Operated	Purchased Transportation	Operating Expenses	Fare Revenues	Uses of Capital Funds	Annual Unlinked Trips	Annual Vehicle Revenue Miles	Annual Vehicle Revenue Hours	Average Fleet Age in Years ^a
Bus	20	-	\$1,516,972	\$503,846	\$131,657	338,719	340,436	31,759	6.3
Total	20	-	\$1,516,972	\$503,846	\$131,657	338,719	340,436	31,759	

Performance Measures

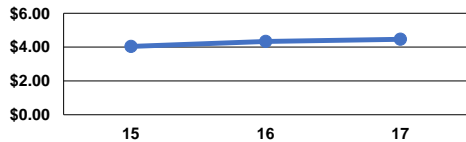
Service Efficiency

Mode	Operating Expenses per Vehicle Revenue Mile	Operating Expenses per Vehicle Revenue Hour
Bus	\$4.46	\$47.77
Total	\$4.46	\$47.77

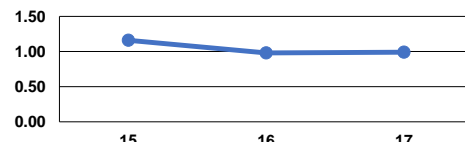
Service Effectiveness

Mode	Operating Expenses per Unlinked Passenger Trip	Unlinked Trips per Vehicle Revenue Mile	Unlinked Trips per Vehicle Revenue Hour
Bus	\$4.48	1.0	10.7
Total	\$4.48	1.0	10.7

Operating Expense per Vehicle Revenue Mile: Bus



Unlinked Passenger Trips per Vehicle Revenue Mile: Bus



Notes:

^aDemand Response - Taxi (DT) and non-dedicated fleets do not report fleet age data.