

Central Shenandoah Planning District Commission

2017 Annual Agency Profile

General Information

Urbanized Area (UZA) Statistics - 2010 Census

Staunton-Waynesboro, VA
38 **Square Miles**
56,611 **Population**
461 **Pop. Rank out of 498 UZAs**

Service Area Statistics

25 **Square Miles**
48,119 **Population**

Service Consumption

220,832 **Annual Unlinked Trips (UPT)**

Service Supplied

320,957 **Annual Vehicle Revenue Miles (VRM)**
21,046 **Annual Vehicle Revenue Hours (VRH)**

Database Information

NTDID: 30989

Reporter Type: Reduced Reporter

Financial Information

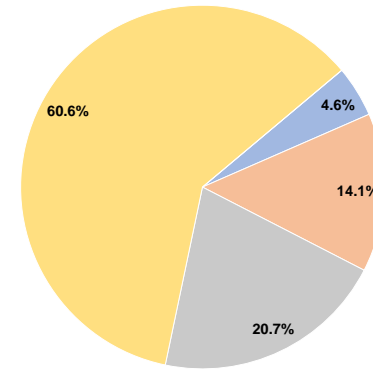
Sources of Operating Funds Expended

Fare Revenues	\$65,623	4.6%
Local Funds	\$203,116	14.1%
State Funds	\$298,212	20.7%
Federal Assistance	\$872,263	60.6%
Other Funds	\$0	0.0%
Total Operating Funds Expended	\$1,439,214	100.0%

Sources of Capital Funds Expended

Fare Revenues	\$0
Local Funds	\$0
State Funds	\$0
Federal Assistance	\$0
Other Funds	\$0
Total Capital Funds Expended	\$0

Operating Funding Sources



Modal Characteristics

Operation Characteristics

Vehicles Operated at Maximum Service

Mode	Directly Operated	Purchased Transportation	Operating Expenses	Fare Revenues	Uses of Capital Funds	Annual Unlinked Trips	Annual Vehicle Revenue Miles	Annual Vehicle Revenue Hours	Average Fleet Age in Years ^a
Demand Response	-	2 ¹	\$141,762 ¹	\$5,202	\$0 ¹	5,533	52,354	3,413	0.0
Bus	-	6 ¹	\$679,225 ¹	\$60,421	\$0 ¹	215,299	268,603	17,633	0.0
Total	-	8	\$820,987	\$65,623	\$0	220,832	320,957	21,046	

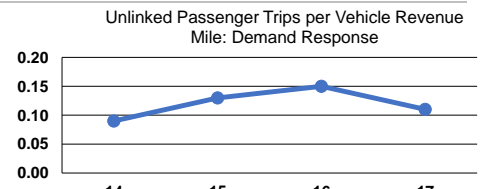
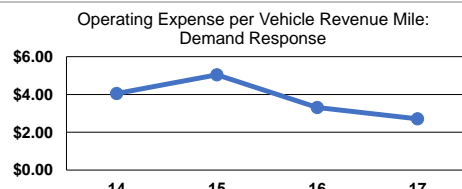
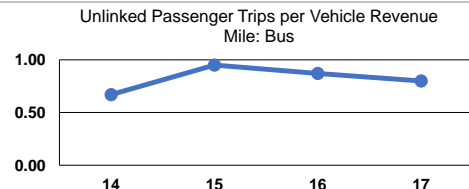
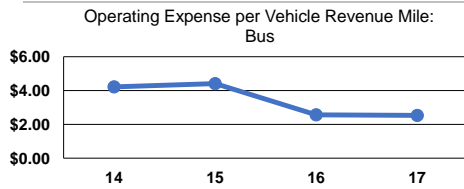
Performance Measures

Service Efficiency

Mode	Operating Expenses per Vehicle Revenue Mile	Operating Expenses per Vehicle Revenue Hour
Demand Response	\$2.71	\$41.54
Bus	\$2.53	\$38.52
Total	\$2.56	\$39.01

Service Effectiveness

Mode	Operating Expenses per Unlinked Passenger Trip	Unlinked Trips per Vehicle Revenue Mile	Unlinked Trips per Vehicle Revenue Hour
Demand Response	\$25.62	0.1	1.6
Bus	\$3.15	0.8	12.2
Total	\$3.72	0.7	10.5



Notes:

^aDemand Response - Taxi (DT) and non-dedicated fleets do not report fleet age data.

¹Includes data for a contract with another reporter.

*This agency has a purchased transportation relationship in which they buy service from VRT-Staunton Region (NTDID: 30125), and in which the data are captured in this report for mode DR/PT.

*This agency has a purchased transportation relationship in which they buy service from VRT-Staunton Region (NTDID: 30125), and in which the data are captured in this report for mode MB/PT.

