

# Garrett County Community Action Committee, Inc

2017 Annual Agency Profile

## General Information

### Service Consumption

91,995 Annual Unlinked Trips (UPT)

### Service Supplied

647,362 Annual Vehicle Revenue Miles (VRM)

23,365 Annual Vehicle Revenue Hours (VRH)

### Summary of Operating Expenses (OE)

\$1,493,283 Total Operating Expenses

### Database Information

NTDID: 3R03-30117

Reporter Type: Rural General Public Transit

## Financial Information

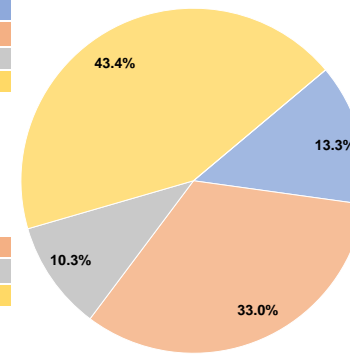
### Sources of Operating Funds Expended

Fare Revenues	\$198,688	13.3%
Local Funds	\$493,419	33.0%
State Funds	\$153,353	10.3%
Federal Assistance	\$647,823	43.4%
Other Funds	\$0	0.0%
<b>Total Operating Funds Expended</b>	<b>\$1,493,283</b>	<b>100.0%</b>

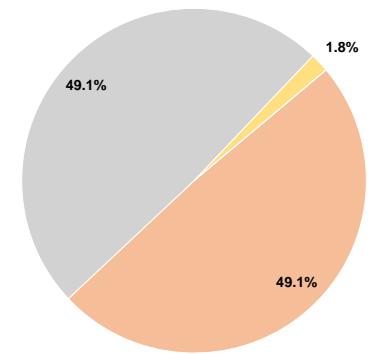
### Sources of Capital Funds Expended

Fare Revenues	\$0	0.0%
Local Funds	\$22,527	49.1%
State Funds	\$22,527	49.1%
Federal Assistance	\$812	1.8%
Other Funds	\$0	0.0%
<b>Total Capital Funds Expended</b>	<b>\$45,866</b>	<b>100.0%</b>

### Operating Funding Sources



### Capital Funding Sources



## Modal Characteristics

### Operation Characteristics

#### Vehicles Operated at Maximum Service

Mode	Directly Operated	Purchased Transportation	Operating Expenses	Fare Revenues	Uses of Capital Funds	Annual Unlinked Trips	Annual Vehicle Revenue Miles	Annual Vehicle Revenue Hours
Demand Response	17	-	\$1,493,283	\$198,688	\$45,866	91,995	647,362	23,365
<b>Total</b>	<b>17</b>	<b>-</b>	<b>\$1,493,283</b>	<b>\$198,688</b>	<b>\$45,866</b>	<b>91,995</b>	<b>647,362</b>	<b>23,365</b>

### Performance Measures

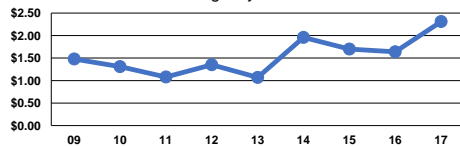
#### Service Efficiency

Mode	Operating Expenses per Vehicle Revenue Mile	Operating Expenses per Vehicle Revenue Hour
Demand Response	\$2.31	\$63.91
<b>Total</b>	<b>\$2.31</b>	<b>\$63.91</b>

#### Service Effectiveness

Mode	Operating Expenses per Unlinked Passenger Trip	Unlinked Trips per Vehicle Revenue Mile	Unlinked Trips per Vehicle Revenue Hour
Demand Response	\$16.23	0.1	3.9
<b>Total</b>	<b>\$16.23</b>	<b>0.1</b>	<b>3.9</b>

Operating Expense per Vehicle Revenue Mile: Agency Total



Unlinked Passenger Trips per Vehicle Revenue Mile: Agency Total

