

# Butler Transit Authority DBA The Bus

2017 Annual Agency Profile

## General Information

### Service Consumption

198,271 Annual Unlinked Trips (UPT)

### Service Supplied

194,375 Annual Vehicle Revenue Miles (VRM)

15,692 Annual Vehicle Revenue Hours (VRH)

### Summary of Operating Expenses (OE)

\$2,001,686 Total Operating Expenses

### Database Information

NTDID: 3R04-30141

Reporter Type: Rural General Public Transit

## Financial Information

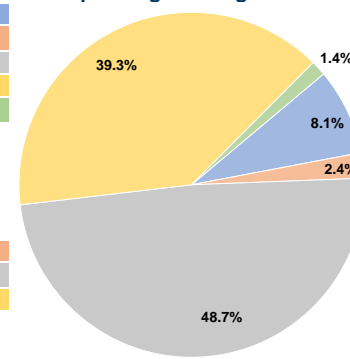
### Sources of Operating Funds Expended

Fare Revenues	\$162,739	8.1%
Local Funds	\$47,544	2.4%
State Funds	\$975,791	48.7%
Federal Assistance	\$787,306	39.3%
Other Funds	\$28,306	1.4%
<b>Total Operating Funds Expended</b>	<b>\$2,001,686</b>	<b>100.0%</b>

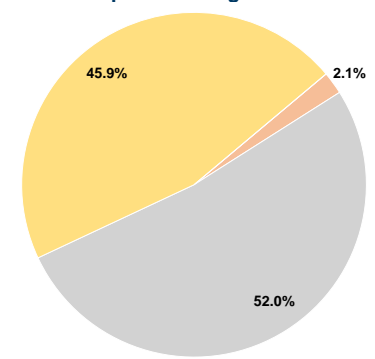
### Sources of Capital Funds Expended

Fare Revenues	\$0	0.0%
Local Funds	\$8,251	2.1%
State Funds	\$203,037	52.0%
Federal Assistance	\$178,996	45.9%
Other Funds	\$0	0.0%
<b>Total Capital Funds Expended</b>	<b>\$390,284</b>	<b>100.0%</b>

### Operating Funding Sources



### Capital Funding Sources



## Modal Characteristics

### Operation Characteristics

#### Vehicles Operated at Maximum Service

Mode	Directly Operated	Purchased Transportation	Operating Expenses	Fare Revenues	Uses of Capital Funds	Annual Unlinked Trips	Annual Vehicle Revenue Miles	Annual Vehicle Revenue Hours
Demand Response	-	15	\$78,718	\$5,769	\$0	2,506	14,435	652
Bus	-	4	\$1,922,968	\$156,970	\$390,284	195,765	179,940	15,040
<b>Total</b>	<b>-</b>	<b>19</b>	<b>\$2,001,686</b>	<b>\$162,739</b>	<b>\$390,284</b>	<b>198,271</b>	<b>194,375</b>	<b>15,692</b>

### Performance Measures


#### Service Efficiency

Mode	Operating Expenses per Vehicle Revenue Mile	Operating Expenses per Vehicle Revenue Hour
Demand Response	\$5.45	\$120.73
Bus	\$10.69	\$127.86
<b>Total</b>	<b>\$10.30</b>	<b>\$127.56</b>

#### Service Effectiveness

Mode	Operating Expenses per Unlinked Passenger Trip	Unlinked Trips per Vehicle Revenue Mile	Unlinked Trips per Vehicle Revenue Hour
Demand Response	\$31.41	0.2	3.8
Bus	\$9.82	1.1	13.0
<b>Total</b>	<b>\$10.10</b>	<b>1.0</b>	<b>12.6</b>

Operating Expense per Vehicle Revenue Mile: Agency Total



Unlinked Passenger Trips per Vehicle Revenue Mile: Agency Total

