

# Randolph County Senior Center DBA Country Roads Transit

2017 Annual Agency Profile

## General Information

### Service Consumption

25,350 Annual Unlinked Trips (UPT)

### Service Supplied

143,180 Annual Vehicle Revenue Miles (VRM)

15,551 Annual Vehicle Revenue Hours (VRH)

### Summary of Operating Expenses (OE)

\$551,499 Total Operating Expenses

### Database Information

NTDID: 3R05-30122

Reporter Type: Rural General Public Transit

## Financial Information

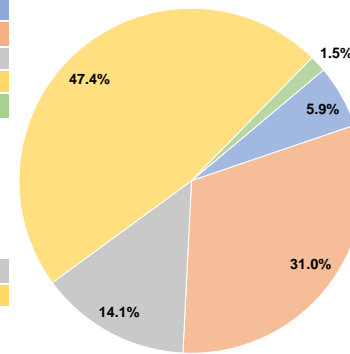
### Sources of Operating Funds Expended

Fare Revenues	\$32,465	5.9%
Local Funds	\$171,045	31.0%
State Funds	\$78,005	14.1%
Federal Assistance	\$261,471	47.4%
Other Funds	\$8,513	1.5%
<b>Total Operating Funds Expended</b>	<b>\$551,499</b>	<b>100.0%</b>

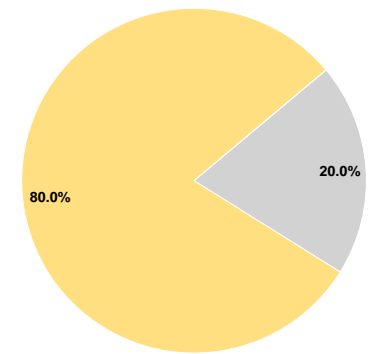
### Sources of Capital Funds Expended

Fare Revenues	\$0	0.0%
Local Funds	\$0	0.0%
State Funds	\$17,343	20.0%
Federal Assistance	\$69,371	80.0%
Other Funds	\$0	0.0%
<b>Total Capital Funds Expended</b>	<b>\$86,714</b>	<b>100.0%</b>

### Operating Funding Sources



### Capital Funding Sources



## Modal Characteristics

### Operation Characteristics

#### Vehicles Operated at Maximum Service

Mode	Directly Operated	Purchased Transportation	Operating Expenses	Fare Revenues	Uses of Capital Funds	Annual Unlinked Trips	Annual Vehicle Revenue Miles	Annual Vehicle Revenue Hours
Demand Response	8	-	\$355,157	\$17,823	\$0	16,270	91,893	10,515
Bus	6	-	\$196,342	\$14,642	\$86,714	9,080	51,287	5,036
<b>Total</b>	<b>14</b>	<b>-</b>	<b>\$551,499</b>	<b>\$32,465</b>	<b>\$86,714</b>	<b>25,350</b>	<b>143,180</b>	<b>15,551</b>

### Performance Measures

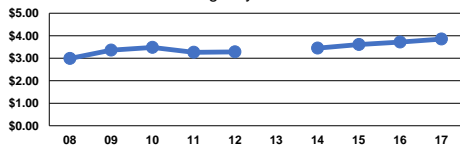
#### Service Efficiency

Mode	Operating Expenses per Vehicle Revenue Mile	Operating Expenses per Vehicle Revenue Hour
Demand Response	\$3.86	\$33.78
Bus	\$3.83	\$38.99
<b>Total</b>	<b>\$3.85</b>	<b>\$35.46</b>

#### Service Effectiveness

Mode	Operating Expenses per Unlinked Passenger Trip	Unlinked Trips per Vehicle Revenue Mile	Unlinked Trips per Vehicle Revenue Hour
Demand Response	\$21.83	0.2	1.5
Bus	\$21.62	0.2	1.8
<b>Total</b>	<b>\$21.76</b>	<b>0.2</b>	<b>1.6</b>

Operating Expense per Vehicle Revenue Mile: Agency Total



Unlinked Passenger Trips per Vehicle Revenue Mile: Agency Total

