

# Bay Transit

## 2017 Annual Agency Profile

### General Information

#### Service Consumption

147,176 Annual Unlinked Trips (UPT)

#### Service Supplied

1,323,775 Annual Vehicle Revenue Miles (VRM)

66,385 Annual Vehicle Revenue Hours (VRH)

#### Summary of Operating Expenses (OE)

\$3,079,100 Total Operating Expenses

#### Database Information

NTDID: 3R06-30172

Reporter Type: Rural General Public Transit

### Financial Information

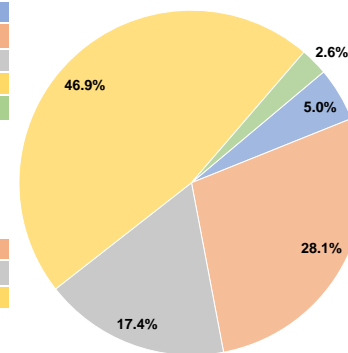
#### Sources of Operating Funds Expended

Fare Revenues	\$155,057	5.0%
Local Funds	\$865,070	28.1%
State Funds	\$536,363	17.4%
Federal Assistance	\$1,443,223	46.9%
Other Funds	\$79,387	2.6%
<b>Total Operating Funds Expended</b>	<b>\$3,079,100</b>	<b>100.0%</b>

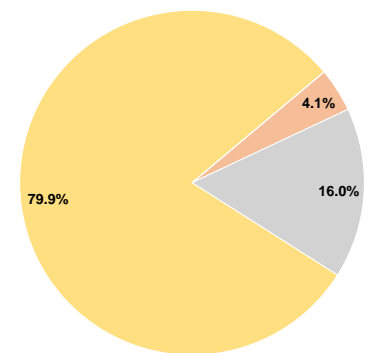
#### Sources of Capital Funds Expended

Fare Revenues	\$0	0.0%
Local Funds	\$26,592	4.1%
State Funds	\$103,320	16.0%
Federal Assistance	\$515,846	79.9%
Other Funds	\$0	0.0%
<b>Total Capital Funds Expended</b>	<b>\$645,758</b>	<b>100.0%</b>

#### Operating Funding Sources



#### Capital Funding Sources



### Modal Characteristics

#### Operation Characteristics

##### Vehicles Operated at Maximum Service

Mode	Directly Operated	Purchased Transportation	Operating Expenses	Fare Revenues	Uses of Capital Funds	Annual Unlinked Trips	Annual Vehicle Revenue Miles	Annual Vehicle Revenue Hours
Demand Response	39	-	\$3,079,100	\$155,057	\$645,758	147,176	1,323,775	66,385
<b>Total</b>	<b>39</b>	<b>-</b>	<b>\$3,079,100</b>	<b>\$155,057</b>	<b>\$645,758</b>	<b>147,176</b>	<b>1,323,775</b>	<b>66,385</b>

#### Performance Measures

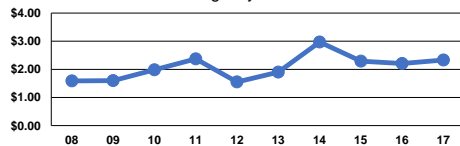
##### Service Efficiency

Mode	Operating Expenses per Vehicle Revenue Mile	Operating Expenses per Vehicle Revenue Hour
Demand Response	\$2.33	\$46.38
<b>Total</b>	<b>\$2.33</b>	<b>\$46.38</b>

##### Service Effectiveness

Mode	Operating Expenses per Unlinked Passenger Trip	Unlinked Trips per Vehicle Revenue Mile	Unlinked Trips per Vehicle Revenue Hour
Demand Response	\$20.92	0.1	2.2
<b>Total</b>	<b>\$20.92</b>	<b>0.1</b>	<b>2.2</b>

Operating Expense per Vehicle Revenue Mile:  
Agency Total



Unlinked Passenger Trips per Vehicle Revenue  
Mile: Agency Total

