

Hub City Transit

2017 Annual Agency Profile

General Information

Urbanized Area (UZA) Statistics - 2010 Census

Hattiesburg, MS
69 Square Miles
80,358 Population
357 Pop. Rank out of 498 UZAs

Service Area Statistics

43 Square Miles
51,084 Population

Service Consumption

83,123 Annual Unlinked Trips (UPT)

Service Supplied

207,038 Annual Vehicle Revenue Miles (VRM)
13,636 Annual Vehicle Revenue Hours (VRH)

Database Information

NTDID: 40060

Reporter Type: Reduced Reporter

Financial Information

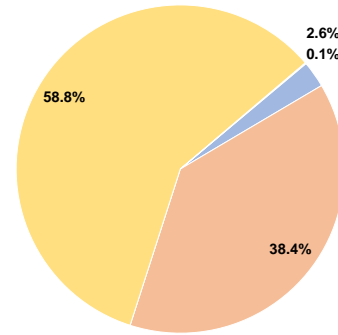
Sources of Operating Funds Expended

Fare Revenues	\$35,771	2.6%
Local Funds	\$525,800	38.4%
State Funds	\$0	0.0%
Federal Assistance	\$804,795	58.8%
Other Funds	\$1,300	0.1%
Total Operating Funds Expended	\$1,367,666	100.0%

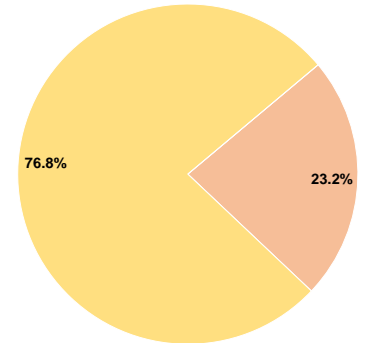
Sources of Capital Funds Expended

Fare Revenues	\$0	0.0%
Local Funds	\$77,888	23.2%
State Funds	\$0	0.0%
Federal Assistance	\$258,264	76.8%
Other Funds	\$0	0.0%
Total Capital Funds Expended	\$336,152	100.0%

Operating Funding Sources



Capital Funding Sources



Modal Characteristics

Operation Characteristics

Vehicles Operated at Maximum Service

Mode	Directly Operated	Purchased Transportation	Operating Expenses	Fare Revenues	Uses of Capital Funds	Annual Unlinked Trips	Annual Vehicle Revenue Miles	Annual Vehicle Revenue Hours	Average Fleet Age in Years ^a
Demand Response	3	-	\$227,186	\$0	\$56,444	5,382	35,977	2,856	5.9
Bus	4	-	\$1,140,480	\$35,771	\$279,707	77,741	171,061	10,780	5.8
Total	7	-	\$1,367,666	\$35,771	\$336,151	83,123	207,038	13,636	

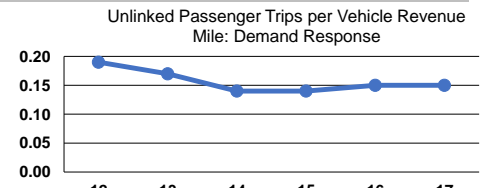
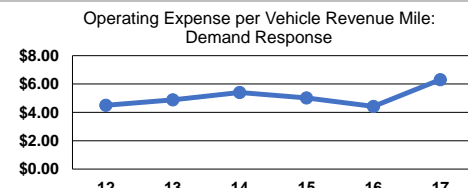
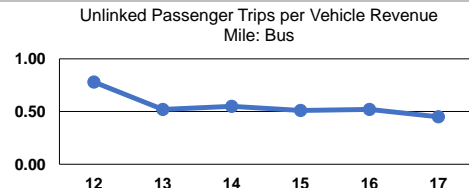
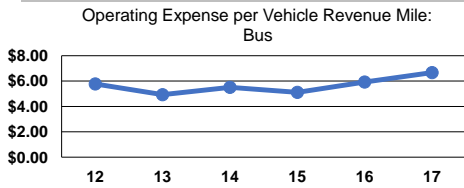
Performance Measures

Service Efficiency

Mode	Operating Expenses per Vehicle Revenue Mile	Operating Expenses per Vehicle Revenue Hour
Demand Response	\$6.31	\$79.55
Bus	\$6.67	\$105.80
Total	\$6.61	\$100.30

Service Effectiveness

Mode	Operating Expenses per Unlinked Passenger Trip	Unlinked Trips per Vehicle Revenue Mile	Unlinked Trips per Vehicle Revenue Hour
Demand Response	\$42.21	0.1	1.9
Bus	\$14.67	0.5	7.2
Total	\$16.45	0.4	6.1



Notes:

^aDemand Response - Taxi (DT) and non-dedicated fleets do not report fleet age data.