

Lee-Russell Council of Governments

2017 Annual Agency Profile

General Information

Urbanized Area (UZA) Statistics - 2010 Census

Auburn, AL
50 Square Miles
74,741 Population
374 Pop. Rank out of 498 UZAs

Other UZAs Served

147 Columbus, GA-AL, 0 Alabama Non-UZA

Service Area Statistics

609 Square Miles
193,194 Population

Service Consumption

98,580 Annual Unlinked Trips (UPT)

Service Supplied

612,107 Annual Vehicle Revenue Miles (VRM)
44,068 Annual Vehicle Revenue Hours (VRH)

Database Information

NTDID: 40073

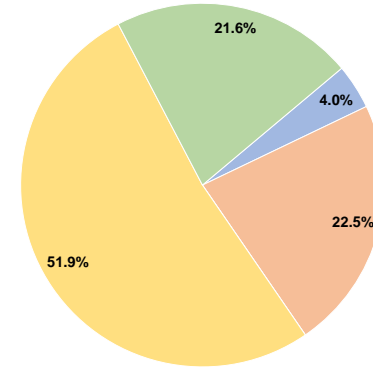
Reporter Type: Reduced Reporter

Financial Information

Sources of Operating Funds Expended

Fare Revenues	\$79,456	4.0%
Local Funds	\$447,544	22.5%
State Funds	\$0	0.0%
Federal Assistance	\$1,030,963	51.9%
Other Funds	\$428,188	21.6%
Total Operating Funds Expended	\$1,986,151	100.0%

Operating Funding Sources



Sources of Capital Funds Expended

Fare Revenues	\$0
Local Funds	\$0
State Funds	\$0
Federal Assistance	\$0
Other Funds	\$0
Total Capital Funds Expended	\$0

Modal Characteristics

Operation Characteristics

Vehicles Operated at Maximum Service

Mode	Directly Operated	Purchased Transportation	Operating Expenses	Fare Revenues	Uses of Capital Funds	Annual Unlinked Trips	Annual Vehicle Revenue Miles	Annual Vehicle Revenue Hours	Average Fleet Age in Years ^a
Demand Response	27	-	\$1,852,323	\$65,407	\$0	77,940	560,202	42,051	8.0
Bus	3	-	\$133,828	\$14,049	\$0	20,640	51,905	2,017	4.7
Total	30	-	\$1,986,151	\$79,456	\$0	98,580	612,107	44,068	

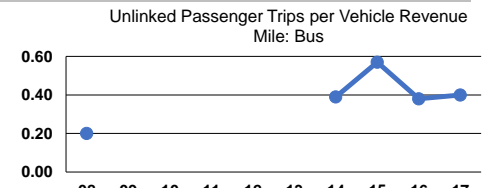
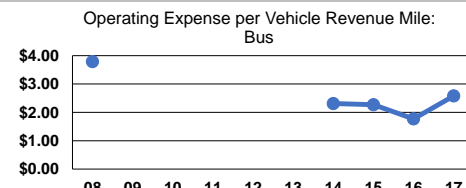
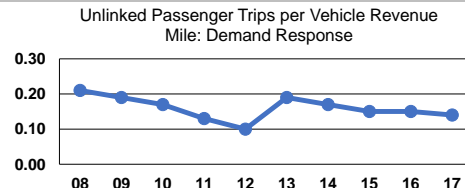
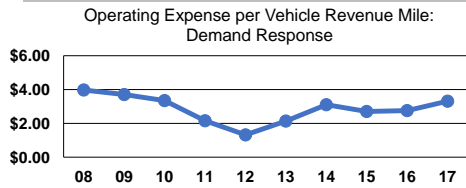
Performance Measures

Service Efficiency

Mode	Operating Expenses per Vehicle Revenue Mile	Operating Expenses per Vehicle Revenue Hour
Demand Response	\$3.31	\$44.05
Bus	\$2.58	\$66.35
Total	\$3.24	\$45.07

Service Effectiveness

Mode	Operating Expenses per Unlinked Passenger Trip	Unlinked Trips per Vehicle Revenue Mile	Unlinked Trips per Vehicle Revenue Hour
Demand Response	\$23.77	0.1	1.9
Bus	\$6.48	0.4	10.2
Total	\$20.15	0.2	2.2



Notes:

^aDemand Response - Taxi (DT) and non-dedicated fleets do not report fleet age data.