

Davidson County Transportation

2017 Annual Agency Profile

General Information

Urbanized Area (UZA) Statistics - 2010 Census

High Point, NC
 113 Square Miles
 166,485 Population
 202 Pop. Rank out of 498 UZAs

Other UZAs Served

95 Winston-Salem, NC, 0 North Carolina Non-UZA

Service Area Statistics

567 Square Miles
 163,770 Population

Service Consumption

246,175 Annual Unlinked Trips (UPT)

Service Supplied

904,877 Annual Vehicle Revenue Miles (VRM)
 36,846 Annual Vehicle Revenue Hours (VRH)

Database Information

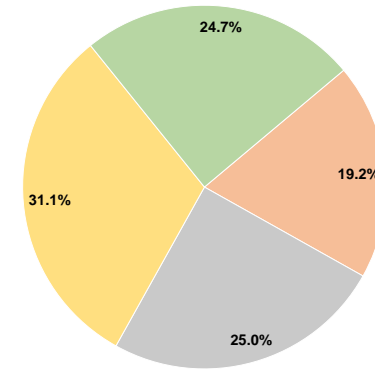
NTDID: 40131
 Reporter Type: Reduced Reporter

Financial Information

Sources of Operating Funds Expended

Fare Revenues	\$0	0.0%
Local Funds	\$158,290	19.2%
State Funds	\$205,250	25.0%
Federal Assistance	\$255,947	31.1%
Other Funds	\$202,956	24.7%
Total Operating Funds Expended	\$822,443	100.0%

Operating Funding Sources



Sources of Capital Funds Expended

Fare Revenues	\$0
Local Funds	\$0
State Funds	\$0
Federal Assistance	\$0
Other Funds	\$0
Total Capital Funds Expended	\$0

Modal Characteristics

Operation Characteristics

Vehicles Operated at Maximum Service

Mode	Directly Operated	Purchased Transportation	Operating Expenses	Fare Revenues	Uses of Capital Funds	Annual Unlinked Trips	Annual Vehicle Revenue Miles	Annual Vehicle Revenue Hours	Average Fleet Age in Years ^a
Demand Response	-	24	\$522,951	\$0	\$0	101,974	733,938	28,574	0.0
Bus	5	-	\$290,236	\$0	\$0	144,201	170,939	8,272	7.1
Total	5	24	\$813,187	\$0	\$0	246,175	904,877	36,846	

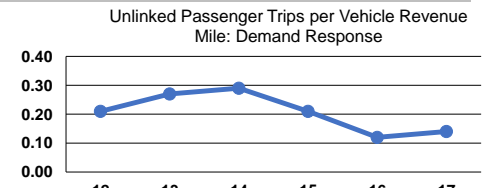
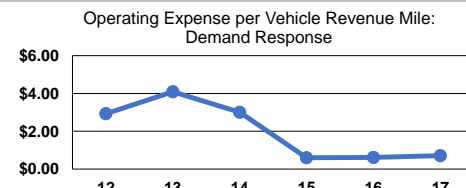
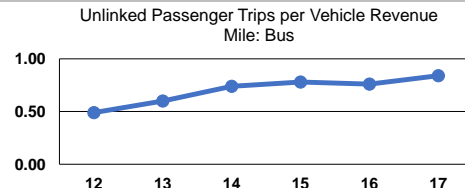
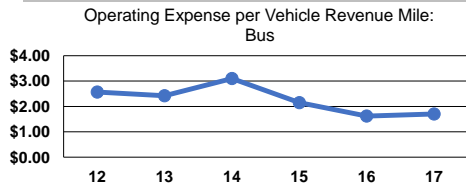
Performance Measures

Service Efficiency

Mode	Operating Expenses per Vehicle Revenue Mile	Operating Expenses per Vehicle Revenue Hour
Demand Response	\$0.71	\$18.30
Bus	\$1.70	\$35.09
Total	\$0.90	\$22.07

Service Effectiveness

Mode	Operating Expenses per Unlinked Passenger Trip	Unlinked Trips per Vehicle Revenue Mile	Unlinked Trips per Vehicle Revenue Hour
Demand Response	\$5.13	0.1	3.6
Bus	\$2.01	0.8	17.4
Total	\$3.30	0.3	6.7



Notes:

^aDemand Response - Taxi (DT) and non-dedicated fleets do not report fleet age data.