

Town of Cary

2017 Annual Agency Profile

General Information

Urbanized Area (UZA) Statistics - 2010 Census

Raleigh, NC
 518 Square Miles
 884,891 Population
 50 Pop. Rank out of 498 UZAs

Service Area Statistics

55 Square Miles
 159,170 Population

Service Consumption

224,136 Annual Unlinked Trips (UPT)

Service Supplied

918,453 Annual Vehicle Revenue Miles (VRM)
 60,007 Annual Vehicle Revenue Hours (VRH)

Database Information

NTDID: 40143

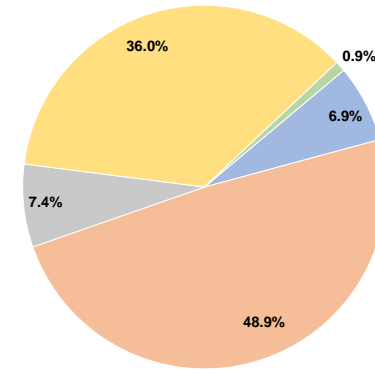
Reporter Type: Reduced Reporter

Financial Information

Sources of Operating Funds Expended

Fare Revenues	\$290,303	6.9%
Local Funds	\$2,056,813	48.9%
State Funds	\$310,146	7.4%
Federal Assistance	\$1,513,313	36.0%
Other Funds	\$37,942	0.9%
Total Operating Funds Expended	\$4,208,517	100.0%

Operating Funding Sources



Sources of Capital Funds Expended

Fare Revenues	\$0
Local Funds	\$0
State Funds	\$0
Federal Assistance	\$0
Other Funds	\$0
Total Capital Funds Expended	\$0

Modal Characteristics

Operation Characteristics

Vehicles Operated at Maximum Service

Mode	Directly Operated	Purchased Transportation	Operating Expenses	Fare Revenues	Uses of Capital Funds	Annual Unlinked Trips	Annual Vehicle Revenue Miles	Annual Vehicle Revenue Hours	Average Fleet Age in Years ^a
Demand Response	-	15	\$1,655,845	\$151,459	\$0	38,426	379,958	24,893	1.0
Bus	-	9 ¹	\$2,015,328 ¹	\$138,844	\$0 ¹	185,710	538,495	35,114	1.2
Total	-	24	\$3,671,173	\$290,303	\$0	224,136	918,453	60,007	

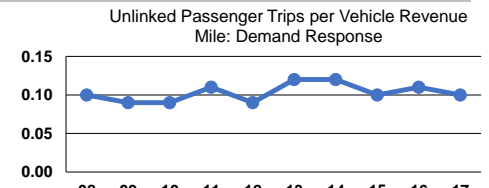
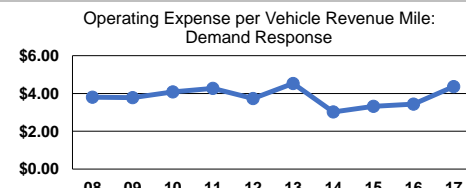
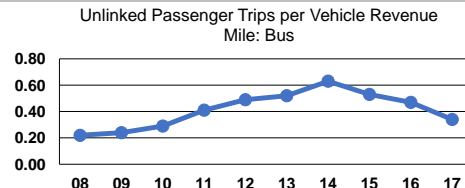
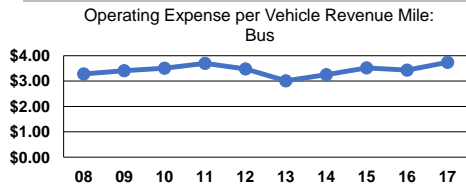
Performance Measures

Service Efficiency

Mode	Operating Expenses per Vehicle Revenue Mile	Operating Expenses per Vehicle Revenue Hour
Demand Response	\$4.36	\$66.52
Bus	\$3.74	\$57.39
Total	\$4.00	\$61.18

Service Effectiveness

Mode	Operating Expenses per Unlinked Passenger Trip	Unlinked Trips per Vehicle Revenue Mile	Unlinked Trips per Vehicle Revenue Hour
Demand Response	\$43.09	0.1	1.5
Bus	\$10.85	0.3	5.3
Total	\$16.38	0.2	3.7



Notes:

^aDemand Response - Taxi (DT) and non-dedicated fleets do not report fleet age data.

¹Excludes data for purchased transportation filed separately.

*This agency has a purchased transportation relationship in which they sell service to Research Triangle Regional Public Transportation Authority (NTDID: 40108), and in which the data are captured in another report for mode MB/PT.

