

Municipality of Hatillo

2017 Annual Agency Profile

P.O. Box 8
Hatillo, PR 00659

General Information

Urbanized Area (UZA) Statistics - 2010 Census

Arecibo, PR
84 Square Miles
139,171 Population
232 Pop. Rank out of 498 UZAs

Service Area Statistics

42 Square Miles
41,830 Population

Service Consumption

3,334 Annual Unlinked Trips (UPT)

Service Supplied

21,008 Annual Vehicle Revenue Miles (VRM)
2,926 Annual Vehicle Revenue Hours (VRH)

Database Information

NTDID: 40151

Reporter Type: Reduced Reporter

Financial Information

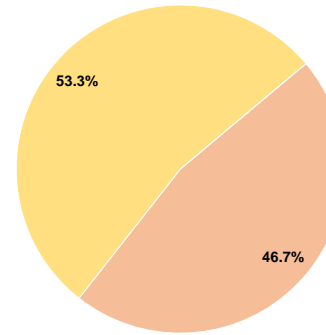
Sources of Operating Funds Expended

Fare Revenues	\$0	0.0%
Local Funds	\$133,741	46.7%
State Funds	\$0	0.0%
Federal Assistance	\$152,631	53.3%
Other Funds	\$0	0.0%
Total Operating Funds Expended	\$286,372	100.0%

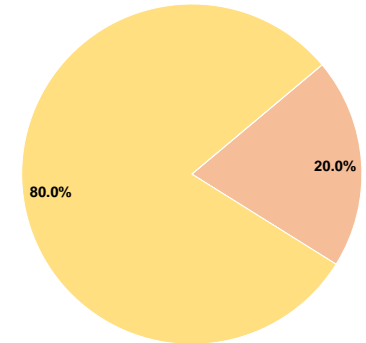
Sources of Capital Funds Expended

Fare Revenues	\$0	0.0%
Local Funds	\$6,516	20.0%
State Funds	\$0	0.0%
Federal Assistance	\$26,065	80.0%
Other Funds	\$0	0.0%
Total Capital Funds Expended	\$32,581	100.0%

Operating Funding Sources



Capital Funding Sources



Modal Characteristics

Operation Characteristics

Vehicles Operated at Maximum Service

Mode	Directly Operated	Purchased Transportation	Operating Expenses	Fare Revenues	Uses of Capital Funds	Annual Unlinked Trips	Annual Vehicle Revenue Miles	Annual Vehicle Revenue Hours	Average Fleet Age in Years ^a
Demand Response	2	-	\$98,254	\$0	\$0	1,830	9,852	1,997	9.5
Bus	3	-	\$188,118	\$0	\$32,581	1,504	11,156	929	10.0
Total	5	-	\$286,372	\$0	\$32,581	3,334	21,008	2,926	

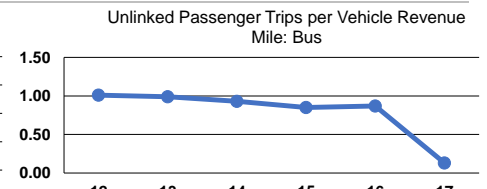
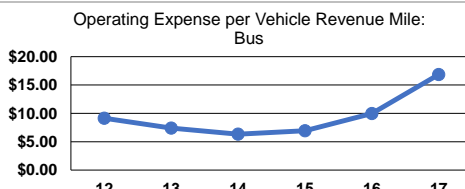
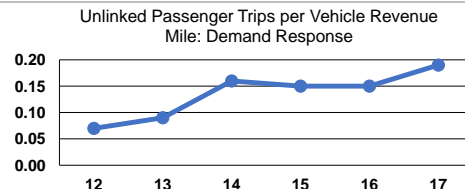
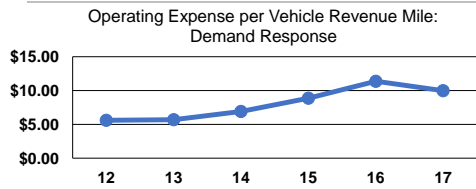
Performance Measures

Service Efficiency

Mode	Operating Expenses per Vehicle Revenue Mile	Operating Expenses per Vehicle Revenue Hour
Demand Response	\$9.97	\$49.20
Bus	\$16.86	\$202.50
Total	\$13.63	\$97.87

Service Effectiveness

Mode	Operating Expenses per Unlinked Passenger Trip	Unlinked Trips per Vehicle Revenue Mile	Unlinked Trips per Vehicle Revenue Hour
Demand Response	\$53.69	0.2	0.9
Bus	\$125.08	0.1	1.6
Total	\$85.89	0.2	1.1



Notes:

^aDemand Response - Taxi (DT) and non-dedicated fleets do not report fleet age data.