

Cherokee County Board of Commissioners

2017 Annual Agency Profile

General Information

Urbanized Area (UZA) Statistics - 2010 Census

Atlanta, GA
2,645 Square Miles
4,515,419 Population
9 Pop. Rank out of 498 UZAs

Other UZAs Served

0 Georgia Non-UZA

Service Area Statistics

422 Square Miles
235,900 Population

Service Consumption

71,623 Annual Unlinked Trips (UPT)

Service Supplied

329,270 Annual Vehicle Revenue Miles (VRM)
22,736 Annual Vehicle Revenue Hours (VRH)

Database Information

NTDID: 40161

Reporter Type: Reduced Reporter

Financial Information

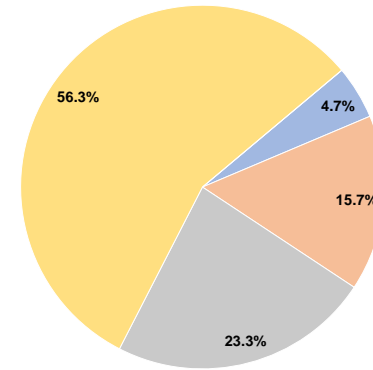
Sources of Operating Funds Expended

Fare Revenues	\$43,282	4.7%
Local Funds	\$142,719	15.7%
State Funds	\$212,021	23.3%
Federal Assistance	\$513,636	56.3%
Other Funds	\$0	0.0%
Total Operating Funds Expended	\$911,658	100.0%

Sources of Capital Funds Expended

Fare Revenues	\$0
Local Funds	\$0
State Funds	\$0
Federal Assistance	\$0
Other Funds	\$0
Total Capital Funds Expended	\$0

Operating Funding Sources



Modal Characteristics

Operation Characteristics

Vehicles Operated at Maximum Service

Mode	Directly Operated	Purchased Transportation	Operating Expenses	Fare Revenues	Uses of Capital Funds	Annual Unlinked Trips	Annual Vehicle Revenue Miles	Annual Vehicle Revenue Hours	Average Fleet Age in Years ^a
Demand Response	12	-	\$745,363	\$26,438	\$0	49,939	265,922	18,714	4.3
Bus	2	-	\$166,295	\$16,844	\$0	21,684	63,348	4,022	1.0
Total	14	-	\$911,658	\$43,282	\$0	71,623	329,270	22,736	

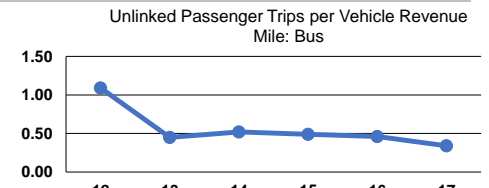
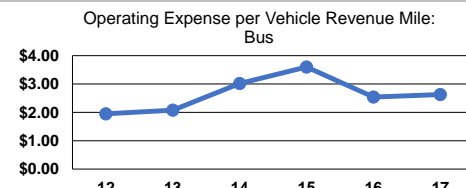
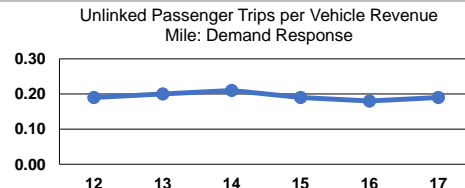
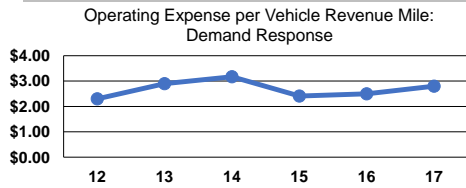
Performance Measures

Service Efficiency

Mode	Operating Expenses per Vehicle Revenue Mile	Operating Expenses per Vehicle Revenue Hour
Demand Response	\$2.80	\$39.83
Bus	\$2.63	\$41.35
Total	\$2.77	\$40.10

Service Effectiveness

Mode	Operating Expenses per Unlinked Passenger Trip	Unlinked Trips per Vehicle Revenue Mile	Unlinked Trips per Vehicle Revenue Hour
Demand Response	\$14.93	0.2	2.7
Bus	\$7.67	0.3	5.4
Total	\$12.73	0.2	3.2



Notes:

^aDemand Response - Taxi (DT) and non-dedicated fleets do not report fleet age data.