

City of Jacksonville 2017 Annual Agency Profile

General Information

Urbanized Area (UZA) Statistics - 2010 Census

Jacksonville, NC
 71 Square Miles
 105,419 Population
 294 Pop. Rank out of 498 UZAs

Service Area Statistics

47 Square Miles
 67,784 Population

Service Consumption

137,620 Annual Unlinked Trips (UPT)

Service Supplied

363,651 Annual Vehicle Revenue Miles (VRM)
 23,119 Annual Vehicle Revenue Hours (VRH)

Database Information

NTDID: 40166

Reporter Type: Reduced Reporter

Financial Information

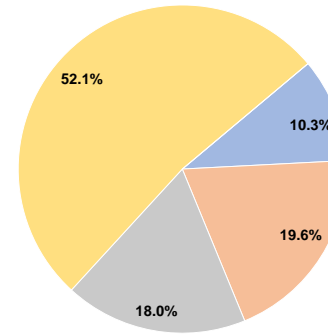
Sources of Operating Funds Expended

Fare Revenues	\$105,905	10.3%
Local Funds	\$202,015	19.6%
State Funds	\$185,622	18.0%
Federal Assistance	\$536,362	52.1%
Other Funds	\$0	0.0%
Total Operating Funds Expended	\$1,029,904	100.0%

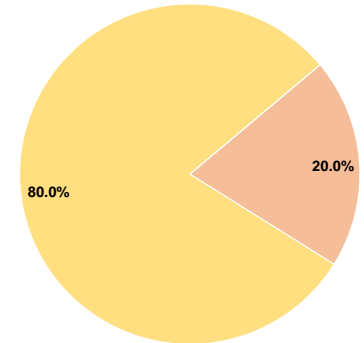
Sources of Capital Funds Expended

Fare Revenues	\$0	0.0%
Local Funds	\$46,283	20.0%
State Funds	\$0	0.0%
Federal Assistance	\$185,131	80.0%
Other Funds	\$0	0.0%
Total Capital Funds Expended	\$231,414	100.0%

Operating Funding Sources



Capital Funding Sources



Modal Characteristics

Operation Characteristics

Vehicles Operated at Maximum Service

Mode	Directly Operated	Purchased Transportation	Operating Expenses	Fare Revenues	Uses of Capital Funds	Annual Unlinked Trips	Annual Vehicle Revenue Miles	Annual Vehicle Revenue Hours	Average Fleet Age in Years ^a
Demand Response	-	2 ¹	\$58,365 ¹	\$11,165	\$0 ¹	4,534	19,200	1,343	0.0
Bus	-	11	\$969,757	\$94,740	\$231,414	133,086	344,451	21,776	5.2
Total	-	13	\$1,028,122	\$105,905	\$231,414	137,620	363,651	23,119	

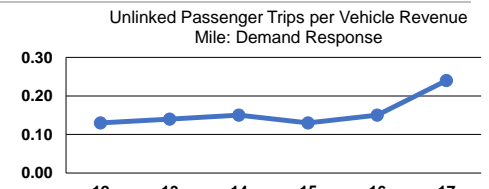
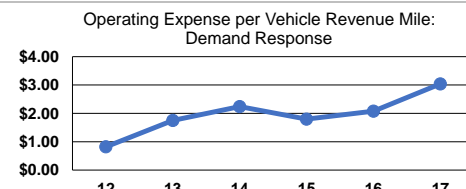
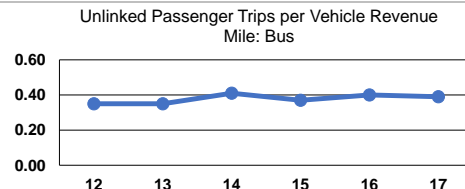
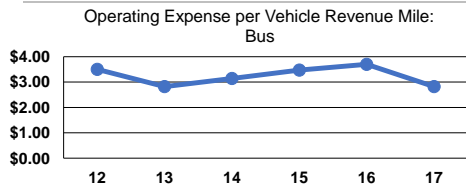
Performance Measures

Service Efficiency

Mode	Operating Expenses per Vehicle Revenue Mile	Operating Expenses per Vehicle Revenue Hour
Demand Response	\$3.04	\$43.46
Bus	\$2.82	\$44.53
Total	\$2.83	\$44.47

Service Effectiveness

Mode	Operating Expenses per Unlinked Passenger Trip	Unlinked Trips per Vehicle Revenue Mile	Unlinked Trips per Vehicle Revenue Hour
Demand Response	\$12.87	0.2	3.4
Bus	\$7.29	0.4	6.1
Total	\$7.47	0.4	6.0



Notes:

^aDemand Response - Taxi (DT) and non-dedicated fleets do not report fleet age data.

¹Includes data for a contract with another reporter.

*This agency has a purchased transportation relationship in which they buy service from Onslow United Transit System (NTDID: 40227), and in which the data are captured in this report for mode DR/PT.

