

Henry County Transit

2017 Annual Agency Profile

<http://www.co.henry.ga.us/>

530 Industrial Boulevard
McDonough, GA 30253

General Information

Urbanized Area (UZA) Statistics - 2010 Census

Atlanta, GA
2,645 Square Miles
4,515,419 Population
9 Pop. Rank out of 498 UZAs

Other UZAs Served

0 Georgia Non-UZA

Service Area Statistics

324 Square Miles
213,869 Population

Service Consumption

78,360 Annual Unlinked Trips (UPT)

Service Supplied

512,962 Annual Vehicle Revenue Miles (VRM)
42,096 Annual Vehicle Revenue Hours (VRH)

Database Information

NTDID: 40181

Reporter Type: Reduced Reporter

Financial Information

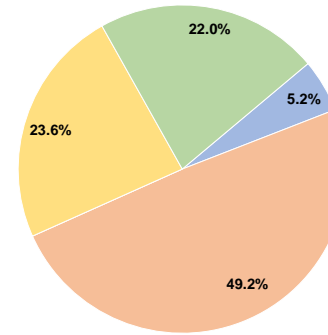
Sources of Operating Funds Expended

Fare Revenues	\$80,324	5.2%
Local Funds	\$759,422	49.2%
State Funds	\$0	0.0%
Federal Assistance	\$363,516	23.6%
Other Funds	\$339,972	22.0%
Total Operating Funds Expended	\$1,543,234	100.0%

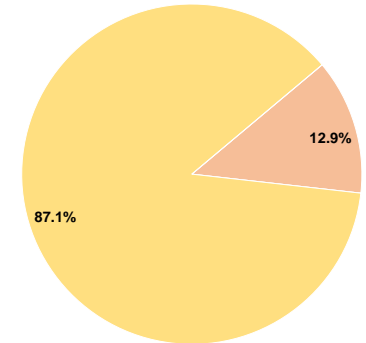
Sources of Capital Funds Expended

Fare Revenues	\$0	0.0%
Local Funds	\$28,605	12.9%
State Funds	\$0	0.0%
Federal Assistance	\$193,200	87.1%
Other Funds	\$0	0.0%
Total Capital Funds Expended	\$221,805	100.0%

Operating Funding Sources



Capital Funding Sources



Modal Characteristics

Operation Characteristics

Vehicles Operated at Maximum Service

Mode	Directly Operated	Purchased Transportation	Operating Expenses	Fare Revenues	Uses of Capital Funds	Annual Unlinked Trips	Annual Vehicle Revenue Miles	Annual Vehicle Revenue Hours	Average Fleet Age in Years ^a
Demand Response	21	-	\$1,543,234	\$80,324	\$221,805	78,360	512,962	42,096	4.1
Total	21	-	\$1,543,234	\$80,324	\$221,805	78,360	512,962	42,096	

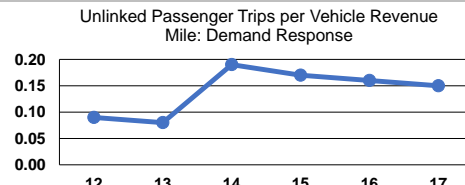
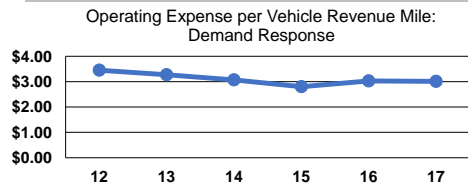
Performance Measures

Service Efficiency

Mode	Operating Expenses per Vehicle Revenue Mile	Operating Expenses per Vehicle Revenue Hour
Demand Response	\$3.01	\$36.66
Total	\$3.01	\$36.66

Service Effectiveness

Mode	Operating Expenses per Unlinked Passenger Trip	Unlinked Trips per Vehicle Revenue Mile	Unlinked Trips per Vehicle Revenue Hour
Demand Response	\$19.69	0.2	1.9
Total	\$19.69	0.2	1.9



Notes:

^aDemand Response - Taxi (DT) and non-dedicated fleets do not report fleet age data.