

City of Murfreesboro

2017 Annual Agency Profile

General Information

Urbanized Area (UZA) Statistics - 2010 Census

Murfreesboro, TN
77 Square Miles
133,228 Population
241 Pop. Rank out of 498 UZAs

Service Area Statistics

56 Square Miles
108,755 Population

Service Consumption

250,808 Annual Unlinked Trips (UPT)

Service Supplied

249,111 Annual Vehicle Revenue Miles (VRM)
21,000 Annual Vehicle Revenue Hours (VRH)

Database Information

NTDID: 40186
Reporter Type: Reduced Reporter

Financial Information

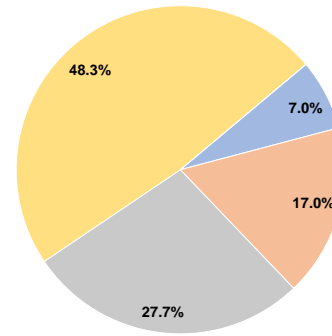
Sources of Operating Funds Expended

Fare Revenues	\$117,915	7.0%
Local Funds	\$286,298	17.0%
State Funds	\$467,231	27.7%
Federal Assistance	\$815,126	48.3%
Other Funds	\$0	0.0%
Total Operating Funds Expended	\$1,686,570	100.0%

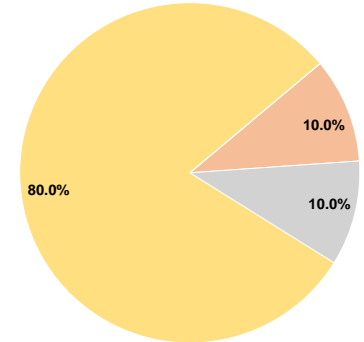
Sources of Capital Funds Expended

Fare Revenues	\$0	0.0%
Local Funds	\$2,553	10.0%
State Funds	\$2,553	10.0%
Federal Assistance	\$20,425	80.0%
Other Funds	\$0	0.0%
Total Capital Funds Expended	\$25,531	100.0%

Operating Funding Sources



Capital Funding Sources



Modal Characteristics

Operation Characteristics

Vehicles Operated at Maximum Service

Mode	Directly Operated	Purchased Transportation	Operating Expenses	Fare Revenues	Uses of Capital Funds	Annual Unlinked Trips	Annual Vehicle Revenue Miles	Annual Vehicle Revenue Hours	Average Fleet Age in Years ^a
Bus	7	-	\$1,686,570	\$117,915	\$25,531	250,808	249,111	21,000	4.0
Total	7	-	\$1,686,570	\$117,915	\$25,531	250,808	249,111	21,000	

Performance Measures

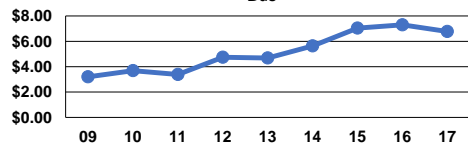
Service Efficiency

Mode	Operating Expenses per Vehicle Revenue Mile	Operating Expenses per Vehicle Revenue Hour
Bus	\$6.77	\$80.31
Total	\$6.77	\$80.31

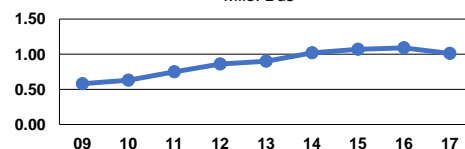
Service Effectiveness

Mode	Operating Expenses per Unlinked Passenger Trip	Unlinked Trips per Vehicle Revenue Mile	Unlinked Trips per Vehicle Revenue Hour
Bus	\$6.72	1.0	11.9
Total	\$6.72	1.0	11.9

Operating Expense per Vehicle Revenue Mile: Bus



Unlinked Passenger Trips per Vehicle Revenue Mile: Bus



Notes:

^aDemand Response - Taxi (DT) and non-dedicated fleets do not report fleet age data.

*This agency has a purchased transportation relationship in which they buy service from Mid-Cumberland Human Resource Agency (NTDID: 40204), and in which the data are captured in another report for mode DR/PT.