

Municipality of Dorado

2017 Annual Agency Profile

General Information

Urbanized Area (UZA) Statistics - 2010 Census

San Juan, PR
867 **Square Miles**
2,148,346 **Population**
21 **Pop. Rank out of 498 UZAs**

Service Area Statistics

23 **Square Miles**
38,165 **Population**

Service Consumption

85,220 **Annual Unlinked Trips (UPT)**

Service Supplied

111,470 **Annual Vehicle Revenue Miles (VRM)**
8,807 **Annual Vehicle Revenue Hours (VRH)**

Database Information

NTDID: 40198

Reporter Type: Reduced Reporter

Financial Information

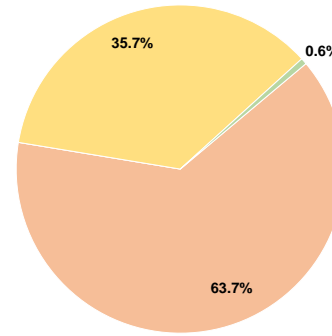
Sources of Operating Funds Expended

Fare Revenues	\$0	0.0%
Local Funds	\$236,398	63.7%
State Funds	\$0	0.0%
Federal Assistance	\$132,341	35.7%
Other Funds	\$2,283	0.6%
Total Operating Funds Expended	\$371,022	100.0%

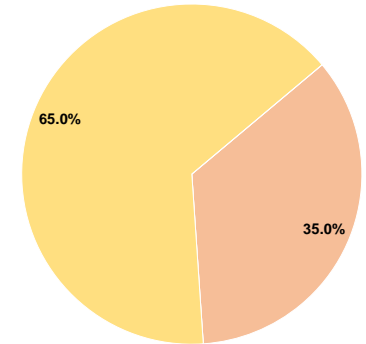
Sources of Capital Funds Expended

Fare Revenues	\$0	0.0%
Local Funds	\$22,024	35.0%
State Funds	\$0	0.0%
Federal Assistance	\$40,840	65.0%
Other Funds	\$0	0.0%
Total Capital Funds Expended	\$62,864	100.0%

Operating Funding Sources



Capital Funding Sources



Modal Characteristics

Operation Characteristics

Vehicles Operated at Maximum Service

Mode	Directly Operated	Purchased Transportation	Operating Expenses	Fare Revenues	Uses of Capital Funds	Annual Unlinked Trips	Annual Vehicle Revenue Miles	Annual Vehicle Revenue Hours	Average Fleet Age in Years ^a
Demand Response	2	-	\$98,103	\$0	\$0	2,760	10,200	446	6.0
Bus	2	3	\$232,294	\$0	\$62,864	82,460	101,270	8,361	9.3
Total	4	3	\$330,397	\$0	\$62,864	85,220	111,470	8,807	

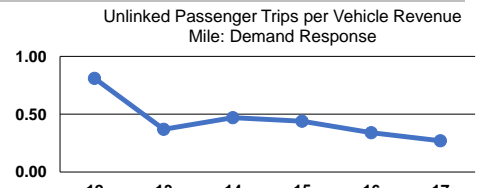
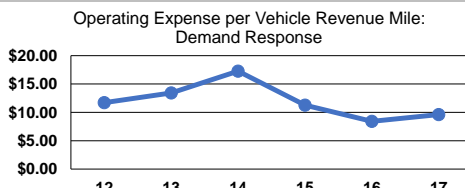
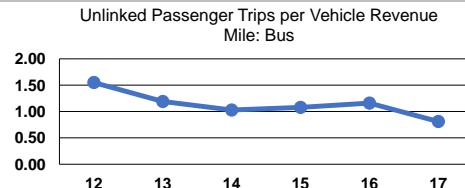
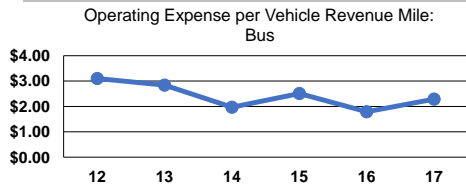
Performance Measures

Service Efficiency

Mode	Operating Expenses per Vehicle Revenue Mile	Operating Expenses per Vehicle Revenue Hour
Demand Response	\$9.62	\$219.96
Bus	\$2.29	\$27.78
Total	\$2.96	\$37.52

Service Effectiveness

Mode	Operating Expenses per Unlinked Passenger Trip	Unlinked Trips per Vehicle Revenue Mile	Unlinked Trips per Vehicle Revenue Hour
Demand Response	\$35.54	0.3	6.2
Bus	\$2.82	0.8	9.9
Total	\$3.88	0.8	9.7



Notes:

^aDemand Response - Taxi (DT) and non-dedicated fleets do not report fleet age data.