

Union County Transportation

2017 Annual Agency Profile

General Information

Urbanized Area (UZA) Statistics - 2010 Census

Charlotte, NC-SC
741 Square Miles
1,249,442 Population
38 Pop. Rank out of 498 UZAs

Other UZAs Served

0 North Carolina Non-UZA

Service Area Statistics

640 Square Miles
222,742 Population

Service Consumption

75,353 Annual Unlinked Trips (UPT)

Service Supplied

749,873 Annual Vehicle Revenue Miles (VRM)
39,523 Annual Vehicle Revenue Hours (VRH)

Database Information

NTDID: 40215

Reporter Type: Reduced Reporter

Financial Information

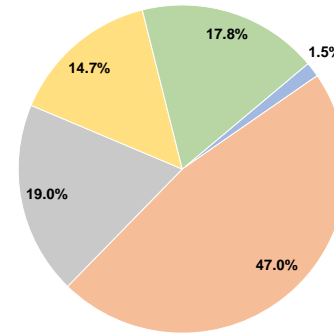
Sources of Operating Funds Expended

Fare Revenues	\$23,929	1.5%
Local Funds	\$761,681	47.0%
State Funds	\$308,820	19.0%
Federal Assistance	\$238,954	14.7%
Other Funds	\$288,896	17.8%
Total Operating Funds Expended	\$1,622,280	100.0%

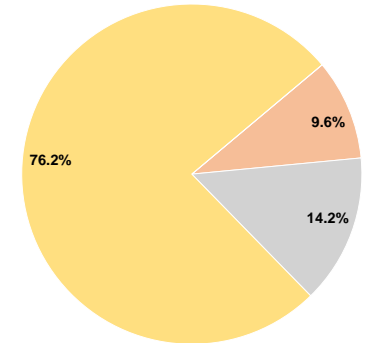
Sources of Capital Funds Expended

Fare Revenues	\$0	0.0%
Local Funds	\$25,550	9.6%
State Funds	\$37,846	14.2%
Federal Assistance	\$202,983	76.2%
Other Funds	\$0	0.0%
Total Capital Funds Expended	\$266,379	100.0%

Operating Funding Sources



Capital Funding Sources



Modal Characteristics

Operation Characteristics

Vehicles Operated at Maximum Service

Mode	Directly Operated	Purchased Transportation	Operating Expenses	Fare Revenues	Uses of Capital Funds	Annual Unlinked Trips	Annual Vehicle Revenue Miles	Annual Vehicle Revenue Hours	Average Fleet Age in Years ^a
Demand Response	24 ¹	1 ¹	\$1,622,280 ¹	\$23,929	\$266,379 ¹	75,353	749,873	39,523	3.6
Total	24	1	\$1,622,280	\$23,929	\$266,379	75,353	749,873	39,523	

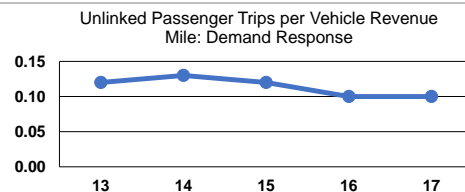
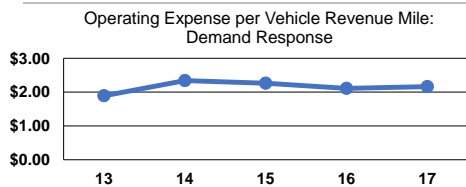
Performance Measures

Service Efficiency

Mode	Operating Expenses per Vehicle Revenue Mile	Operating Expenses per Vehicle Revenue Hour
Demand Response	\$2.16	\$41.05
Total	\$2.16	\$41.05

Service Effectiveness

Mode	Operating Expenses per Unlinked Passenger Trip	Unlinked Trips per Vehicle Revenue Mile	Unlinked Trips per Vehicle Revenue Hour
Demand Response	\$21.53	0.1	1.9
Total	\$21.53	0.1	1.9



Notes:

^aDemand Response - Taxi (DT) and non-dedicated fleets do not report fleet age data.

¹Includes data for a contract with another reporter.

*This agency has a purchased transportation relationship in which they buy service from Anson County (NTDID: 41113), and in which the data are captured in this report for mode DR/PT.