

City of Salisbury - Salisbury

2017 Annual Agency Profile

General Information

Urbanized Area (UZA) Statistics - 2010 Census

Concord, NC
180 **Square Miles**
214,881 **Population**
167 **Pop. Rank out of 498 UZAs**

Service Area Statistics

23 **Square Miles**
35,416 **Population**

Service Consumption

162,345 **Annual Unlinked Trips (UPT)**

Service Supplied

155,983 **Annual Vehicle Revenue Miles (VRM)**
12,349 **Annual Vehicle Revenue Hours (VRH)**

Database Information

NTDID: 40233

Reporter Type: Reduced Reporter

Financial Information

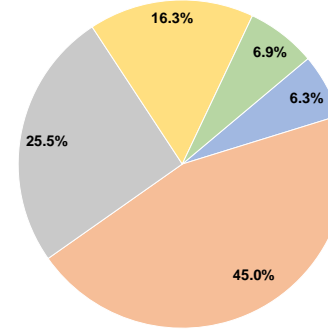
Sources of Operating Funds Expended

Fare Revenues	\$79,539	6.3%
Local Funds	\$565,583	45.0%
State Funds	\$320,437	25.5%
Federal Assistance	\$204,585	16.3%
Other Funds	\$86,136	6.9%
Total Operating Funds Expended	\$1,256,280	100.0%

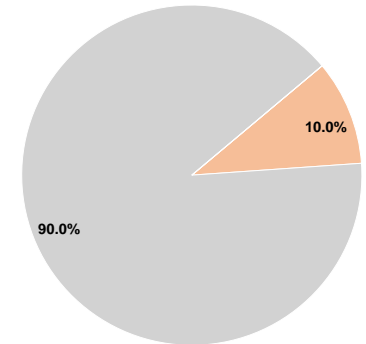
Sources of Capital Funds Expended

Fare Revenues	\$0	0.0%
Local Funds	\$10,401	10.0%
State Funds	\$93,609	90.0%
Federal Assistance	\$0	0.0%
Other Funds	\$0	0.0%
Total Capital Funds Expended	\$104,010	100.0%

Operating Funding Sources



Capital Funding Sources



Modal Characteristics

Operation Characteristics

Vehicles Operated at Maximum Service

Mode	Directly Operated	Purchased Transportation	Operating Expenses	Fare Revenues	Uses of Capital Funds	Annual Unlinked Trips	Annual Vehicle Revenue Miles	Annual Vehicle Revenue Hours	Average Fleet Age in Years ^a
Bus	3	-	\$1,178,551	\$79,539	\$104,010	162,345	155,983	12,349	11.7
Total	3	-	\$1,178,551	\$79,539	\$104,010	162,345	155,983	12,349	

Performance Measures

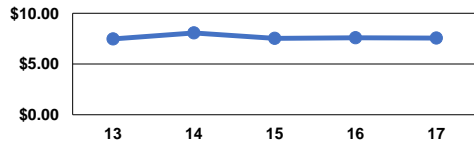
Service Efficiency

Mode	Operating Expenses per Vehicle Revenue Mile	Operating Expenses per Vehicle Revenue Hour
Bus	\$7.56	\$95.44
Total	\$7.56	\$95.44

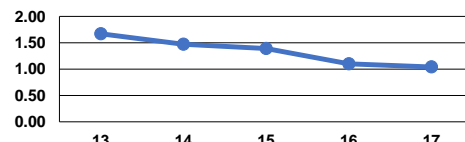
Service Effectiveness

Mode	Operating Expenses per Unlinked Passenger Trip	Unlinked Trips per Vehicle Revenue Mile	Unlinked Trips per Vehicle Revenue Hour
Bus	\$7.26	1.0	13.1
Total	\$7.26	1.0	13.1

Operating Expense per Vehicle Revenue Mile: Bus



Unlinked Passenger Trips per Vehicle Revenue Mile: Bus



Notes:

^aDemand Response - Taxi (DT) and non-dedicated fleets do not report fleet age data.

*This agency has a purchased transportation relationship in which they buy service from Rowan Transit System (NTDID: 40217), and in which the data are captured in another report for mode DR/PT.