

Autonomous Municipality of Ponce

2017 Annual Agency Profile

General Information

Urbanized Area (UZA) Statistics - 2010 Census

Ponce, PR
44 Square Miles
149,539 Population
218 Pop. Rank out of 498 UZAs

Service Area Statistics

40 Square Miles
79,650 Population

Service Consumption

656,463 Annual Unlinked Trips (UPT)

Service Supplied

151,138 Annual Vehicle Revenue Miles (VRM)
18,492 Annual Vehicle Revenue Hours (VRH)

Database Information

NTDID: 40234

Reporter Type: Reduced Reporter

Financial Information

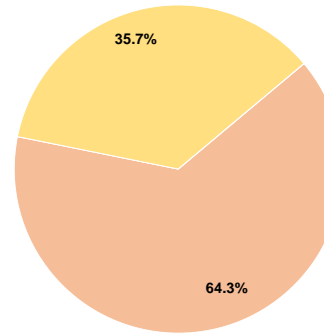
Sources of Operating Funds Expended

Fare Revenues	\$0	0.0%
Local Funds	\$904,303	64.3%
State Funds	\$0	0.0%
Federal Assistance	\$502,418	35.7%
Other Funds	\$0	0.0%
Total Operating Funds Expended	\$1,406,721	100.0%

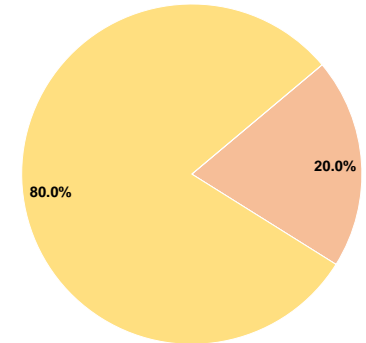
Sources of Capital Funds Expended

Fare Revenues	\$0	0.0%
Local Funds	\$99,302	20.0%
State Funds	\$0	0.0%
Federal Assistance	\$396,848	80.0%
Other Funds	\$0	0.0%
Total Capital Funds Expended	\$496,150	100.0%

Operating Funding Sources



Capital Funding Sources



Modal Characteristics

Operation Characteristics

Vehicles Operated at Maximum Service

Mode	Directly Operated	Purchased Transportation	Operating Expenses	Fare Revenues	Uses of Capital Funds	Annual Unlinked Trips	Annual Vehicle Revenue Miles	Annual Vehicle Revenue Hours	Average Fleet Age in Years ^a
Demand Response	3	-	\$208,528	\$0	\$1,007	908	9,687	2,100	10.5
Bus	8	-	\$1,198,193	\$0	\$495,143	655,555	141,451	16,392	3.9
Total	11	-	\$1,406,721	\$0	\$496,150	656,463	151,138	18,492	

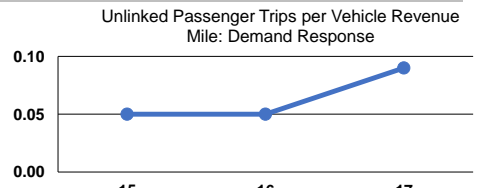
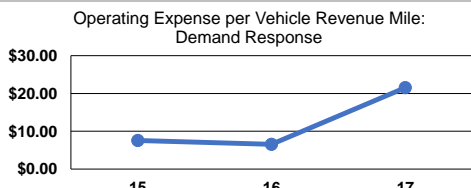
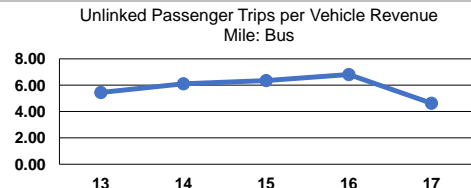
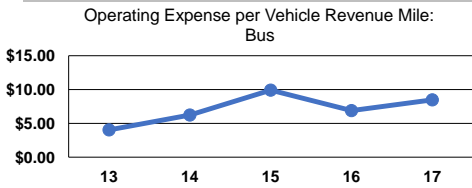
Performance Measures

Service Efficiency

Mode	Operating Expenses per Vehicle Revenue Mile	Operating Expenses per Vehicle Revenue Hour
Demand Response	\$21.53	\$99.30
Bus	\$8.47	\$73.10
Total	\$9.31	\$76.07

Service Effectiveness

Mode	Operating Expenses per Unlinked Passenger Trip	Unlinked Trips per Vehicle Revenue Mile	Unlinked Trips per Vehicle Revenue Hour
Demand Response	\$229.66	0.1	0.4
Bus	\$1.83	4.6	40.0
Total	\$2.14	4.3	35.5



Notes:

^aDemand Response - Taxi (DT) and non-dedicated fleets do not report fleet age data.