

Lancaster County Council on Aging DBA LARS

2017 Annual Agency Profile

General Information

Urbanized Area (UZA) Statistics - 2010 Census

Charlotte, NC-SC
741 Square Miles
1,249,442 Population
38 Pop. Rank out of 498 UZAs

Other UZAs Served

0 South Carolina Non-UZA

Service Area Statistics

555 Square Miles
89,594 Population

Service Consumption

26,895 Annual Unlinked Trips (UPT)

Service Supplied

468,696 Annual Vehicle Revenue Miles (VRM)
26,423 Annual Vehicle Revenue Hours (VRH)

Database Information

NTDID: 40237

Reporter Type: Reduced Reporter

Financial Information

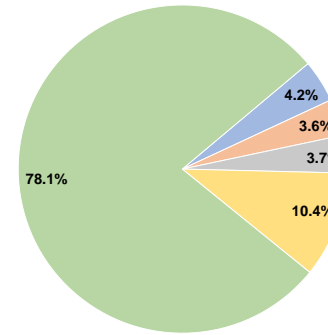
Sources of Operating Funds Expended

Fare Revenues	\$23,421	4.2%
Local Funds	\$20,241	3.6%
State Funds	\$20,755	3.7%
Federal Assistance	\$58,506	10.4%
Other Funds	\$437,136	78.1%
Total Operating Funds Expended	\$560,059	100.0%

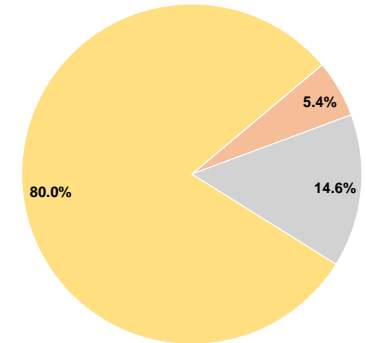
Sources of Capital Funds Expended

Fare Revenues	\$0	0.0%
Local Funds	\$9,394	5.4%
State Funds	\$25,104	14.6%
Federal Assistance	\$137,992	80.0%
Other Funds	\$0	0.0%
Total Capital Funds Expended	\$172,490	100.0%

Operating Funding Sources



Capital Funding Sources



Modal Characteristics

Operation Characteristics

Vehicles Operated at Maximum Service

Mode	Directly Operated	Purchased Transportation	Operating Expenses	Fare Revenues	Uses of Capital Funds	Annual Unlinked Trips	Annual Vehicle Revenue Miles	Annual Vehicle Revenue Hours	Average Fleet Age in Years ^a
Demand Response	17	-	\$560,059	\$23,421	\$172,490	26,895	468,696	26,423	4.8
Total	17	-	\$560,059	\$23,421	\$172,490	26,895	468,696	26,423	

Performance Measures

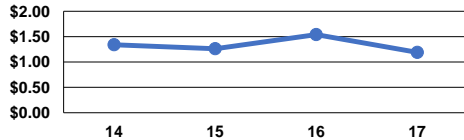
Service Efficiency

Mode	Operating Expenses per Vehicle Revenue Mile	Operating Expenses per Vehicle Revenue Hour
Demand Response	\$1.19	\$21.20
Total	\$1.19	\$21.20

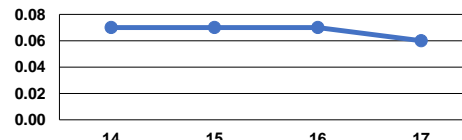
Service Effectiveness

Mode	Operating Expenses per Unlinked Passenger Trip	Unlinked Trips per Vehicle Revenue Mile	Unlinked Trips per Vehicle Revenue Hour
Demand Response	\$20.82	0.1	1.0
Total	\$20.82	0.1	1.0

Operating Expense per Vehicle Revenue Mile: Demand Response



Unlinked Passenger Trips per Vehicle Revenue Mile: Demand Response



Notes:

^aDemand Response - Taxi (DT) and non-dedicated fleets do not report fleet age data.