

# Mississippi Band of Choctaw Indians

2017 Annual Agency Profile

## General Information

### Federally Recognized Tribal Statistical Areas

Mississippi Choctaw Reservation and Off-Reservation Trust Land, MS

### Service Consumption

66,952 Annual Unlinked Trips (UPT)

### Service Supplied

644,501 Annual Vehicle Revenue Miles (VRM)

36,287 Annual Vehicle Revenue Hours (VRH)

### Database Information

NTDID: 44925

Reporter Type: Tribal Reporter

## Financial Information

### Sources of Operating Funds Expended

Fare Revenues	\$45,440	1.5%
Local Funds	\$1,003,991	32.2%
State Funds	\$0	0.0%
Federal Assistance	\$1,961,110	62.9%
Other Funds	\$107,671	3.5%

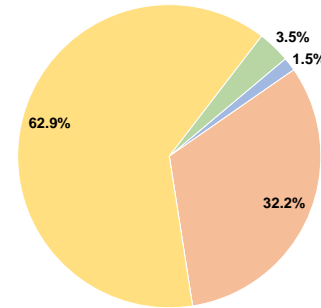
Total Operating Funds Expended \$3,118,212 100.0%

### Sources of Capital Funds Expended

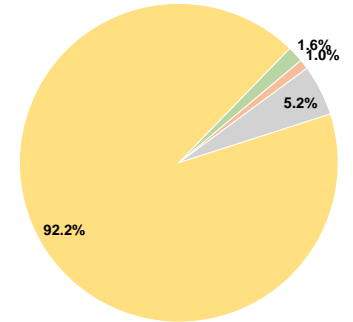
Fare Revenues	\$0	0.0%
Local Funds	\$1,409	1.0%
State Funds	\$7,287	5.2%
Federal Assistance	\$130,077	92.2%
Other Funds	\$2,286	1.6%

Total Capital Funds Expended \$141,059 100.0%

### Operating Funding Sources



### Capital Funding Sources



## Modal Characteristics

### Operation Characteristics

#### Vehicles Operated at Maximum Service

Mode	Directly Operated	Purchased Transportation	Operating Expenses	Fare Revenues	Uses of Capital Funds	Annual Unlinked Trips	Annual Vehicle Revenue Miles	Annual Vehicle Revenue Hours	Average Fleet Age in Years <sup>a</sup>
Demand Response	31	-	\$3,118,212	\$45,440	\$141,059	66,952	644,501	36,287	5.6
<b>Total</b>	<b>31</b>	<b>-</b>	<b>\$3,118,212</b>	<b>\$45,440</b>	<b>\$141,059</b>	<b>66,952</b>	<b>644,501</b>	<b>36,287</b>	

### Performance Measures

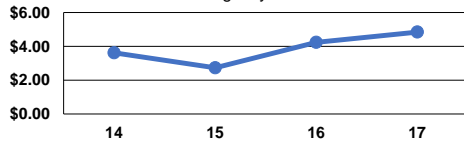
#### Service Efficiency

Mode	Operating Expenses per Vehicle Revenue Mile	Operating Expenses per Vehicle Revenue Hour
Demand Response	\$4.84	\$85.93
<b>Total</b>	<b>\$4.84</b>	<b>\$85.93</b>

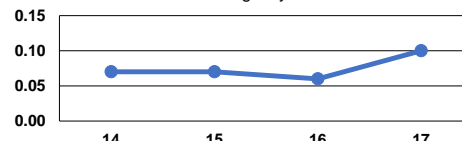
#### Service Effectiveness

Mode	Operating Expenses per Unlinked Passenger Trip	Unlinked Trips per Vehicle Revenue Mile	Unlinked Trips per Vehicle Revenue Hour
Demand Response	\$46.57	0.1	1.8
<b>Total</b>	<b>\$46.57</b>	<b>0.1</b>	<b>1.8</b>

Operating Expense per Vehicle Revenue Mile: Agency Total



Unlinked Passenger Trips per Vehicle Revenue Mile: Agency Total



### Notes:

<sup>a</sup>Demand Response - Taxi (DT) and non-dedicated fleets do not report fleet age data.