

# Area Referral & Informtn Services for the Elderly

2017 Annual Agency Profile

## General Information

### Service Consumption

12,378 Annual Unlinked Trips (UPT)

### Service Supplied

48,391 Annual Vehicle Revenue Miles (VRM)

3,779 Annual Vehicle Revenue Hours (VRH)

### Summary of Operating Expenses (OE)

\$195,976 Total Operating Expenses

### Database Information

NTDID: 4R01-41188

Reporter Type: Rural General Public Transit

## Financial Information

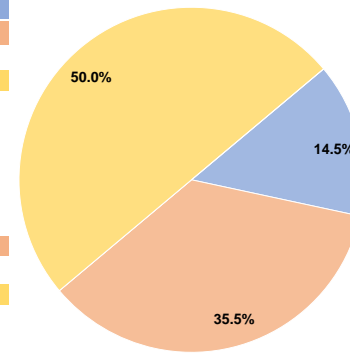
### Sources of Operating Funds Expended

Fare Revenues	\$28,388	14.5%
Local Funds	\$69,600	35.5%
State Funds	\$0	0.0%
Federal Assistance	\$97,988	50.0%
Other Funds	\$0	0.0%
<b>Total Operating Funds Expended</b>	<b>\$195,976</b>	<b>100.0%</b>

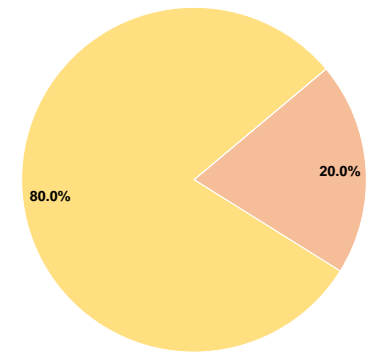
### Sources of Capital Funds Expended

Fare Revenues	\$0	0.0%
Local Funds	\$11,171	20.0%
State Funds	\$0	0.0%
Federal Assistance	\$44,683	80.0%
Other Funds	\$0	0.0%
<b>Total Capital Funds Expended</b>	<b>\$55,854</b>	<b>100.0%</b>

### Operating Funding Sources



### Capital Funding Sources



## Modal Characteristics

### Operation Characteristics

#### Vehicles Operated at Maximum Service

Mode	Directly Operated	Purchased Transportation	Operating Expenses	Fare Revenues	Uses of Capital Funds	Annual Unlinked Trips	Annual Vehicle Revenue Miles	Annual Vehicle Revenue Hours
Demand Response	6	-	\$195,976	\$28,388	\$55,854	12,378	48,391	3,779
<b>Total</b>	<b>6</b>	<b>-</b>	<b>\$195,976</b>	<b>\$28,388</b>	<b>\$55,854</b>	<b>12,378</b>	<b>48,391</b>	<b>3,779</b>

### Performance Measures

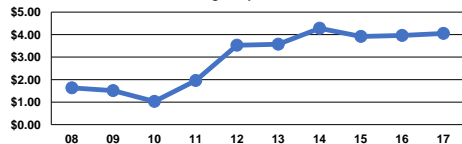
#### Service Efficiency

Mode	Operating Expenses per Vehicle Revenue Mile	Operating Expenses per Vehicle Revenue Hour
Demand Response	\$4.05	\$51.86
<b>Total</b>	<b>\$4.05</b>	<b>\$51.86</b>

#### Service Effectiveness

Mode	Operating Expenses per Unlinked Passenger Trip	Unlinked Trips per Vehicle Revenue Mile	Unlinked Trips per Vehicle Revenue Hour
Demand Response	\$15.83	0.3	3.3
<b>Total</b>	<b>\$15.83</b>	<b>0.3</b>	<b>3.3</b>

Operating Expense per Vehicle Revenue Mile: Agency Total



Unlinked Passenger Trips per Vehicle Revenue Mile: Agency Total

