

Suwannee River Economic Council, Inc.

2017 Annual Agency Profile

General Information

Service Consumption

40,579 Annual Unlinked Trips (UPT)

Service Supplied

544,087 Annual Vehicle Revenue Miles (VRM)
32,101 Annual Vehicle Revenue Hours (VRH)

Summary of Operating Expenses (OE)

\$1,651,064 Total Operating Expenses

Database Information

NTDID: 4R02-41037

Reporter Type: Rural General Public Transit

Financial Information

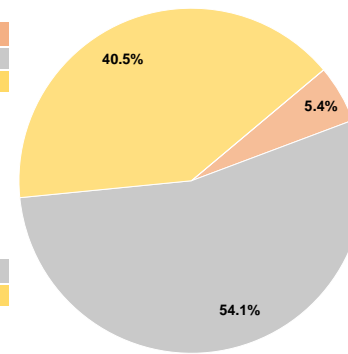
Sources of Operating Funds Expended

Fare Revenues	\$0	0.0%
Local Funds	\$89,115	5.4%
State Funds	\$893,998	54.1%
Federal Assistance	\$667,951	40.5%
Other Funds	\$0	0.0%
Total Operating Funds Expended	\$1,651,064	100.0%

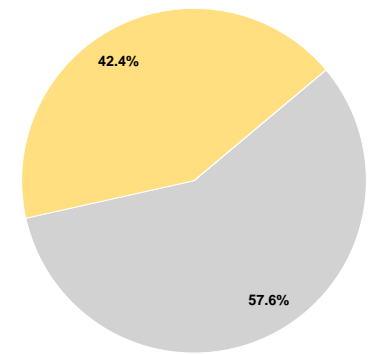
Sources of Capital Funds Expended

Fare Revenues	\$0	0.0%
Local Funds	\$0	0.0%
State Funds	\$95,156	57.6%
Federal Assistance	\$70,000	42.4%
Other Funds	\$0	0.0%
Total Capital Funds Expended	\$165,156	100.0%

Operating Funding Sources



Capital Funding Sources



Modal Characteristics

Operation Characteristics

Vehicles Operated at Maximum Service

Mode	Directly Operated	Purchased Transportation	Operating Expenses	Fare Revenues	Uses of Capital Funds	Annual Unlinked Trips	Annual Vehicle Revenue Miles	Annual Vehicle Revenue Hours
Demand Response	25	-	\$1,651,064	\$0	\$165,156	40,579	544,087	32,101
Total	25	-	\$1,651,064	\$0	\$165,156	40,579	544,087	32,101

Performance Measures

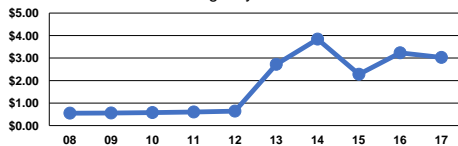
Service Efficiency

Mode	Operating Expenses per Vehicle Revenue Mile	Operating Expenses per Vehicle Revenue Hour
Demand Response	\$3.03	\$51.43
Total	\$3.03	\$51.43

Service Effectiveness

Mode	Operating Expenses per Unlinked Passenger Trip	Unlinked Trips per Vehicle Revenue Mile	Unlinked Trips per Vehicle Revenue Hour
Demand Response	\$40.69	0.1	1.3
Total	\$40.69	0.1	1.3

Operating Expense per Vehicle Revenue Mile: Agency Total



Unlinked Passenger Trips per Vehicle Revenue Mile: Agency Total

