

# Suwannee Valley Transit Authority

2017 Annual Agency Profile

## General Information

### Service Consumption

46,492 Annual Unlinked Trips (UPT)

### Service Supplied

333,366 Annual Vehicle Revenue Miles (VRM)

20,780 Annual Vehicle Revenue Hours (VRH)

### Summary of Operating Expenses (OE)

\$1,595,383 Total Operating Expenses

### Database Information

NTDID: 4R02-41050

Reporter Type: Rural General Public Transit

## Financial Information

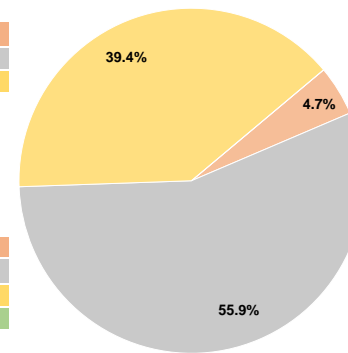
### Sources of Operating Funds Expended

Fare Revenues	\$0	0.0%
Local Funds	\$74,791	4.7%
State Funds	\$891,329	55.9%
Federal Assistance	\$629,263	39.4%
Other Funds	\$0	0.0%
<b>Total Operating Funds Expended</b>	<b>\$1,595,383</b>	<b>100.0%</b>

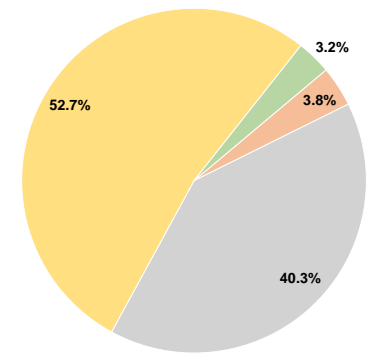
### Sources of Capital Funds Expended

Fare Revenues	\$0	0.0%
Local Funds	\$9,939	3.8%
State Funds	\$105,679	40.3%
Federal Assistance	\$138,323	52.7%
Other Funds	\$8,500	3.2%
<b>Total Capital Funds Expended</b>	<b>\$262,441</b>	<b>100.0%</b>

### Operating Funding Sources



### Capital Funding Sources



## Modal Characteristics

### Operation Characteristics

#### Vehicles Operated at Maximum Service

Mode	Directly Operated	Purchased Transportation	Operating Expenses	Fare Revenues	Uses of Capital Funds	Annual Unlinked Trips	Annual Vehicle Revenue Miles	Annual Vehicle Revenue Hours
Bus	17	-	\$1,595,383	\$0	\$262,441	46,492	333,366	20,780
<b>Total</b>	<b>17</b>	<b>-</b>	<b>\$1,595,383</b>	<b>\$0</b>	<b>\$262,441</b>	<b>46,492</b>	<b>333,366</b>	<b>20,780</b>

### Performance Measures

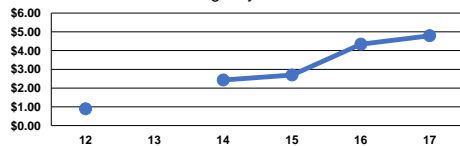
#### Service Efficiency

Mode	Operating Expenses per Vehicle Revenue Mile	Operating Expenses per Vehicle Revenue Hour
Bus	\$4.79	\$76.77
<b>Total</b>	<b>\$4.79</b>	<b>\$76.77</b>

#### Service Effectiveness

Mode	Operating Expenses per Unlinked Passenger Trip	Unlinked Trips per Vehicle Revenue Mile	Unlinked Trips per Vehicle Revenue Hour
Bus	\$34.32	0.1	2.2
<b>Total</b>	<b>\$34.32</b>	<b>0.1</b>	<b>2.2</b>

Operating Expense per Vehicle Revenue Mile: Agency Total



Unlinked Passenger Trips per Vehicle Revenue Mile: Agency Total

