

# City of Key West Department of Transportation

2017 Annual Agency Profile

## General Information

### Service Consumption

309,178 Annual Unlinked Trips (UPT)

### Service Supplied

562,474 Annual Vehicle Revenue Miles (VRM)

36,127 Annual Vehicle Revenue Hours (VRH)

### Summary of Operating Expenses (OE)

\$3,447,633 Total Operating Expenses

### Database Information

NTDID: 4R02-41060

Reporter Type: Rural General Public Transit

## Financial Information

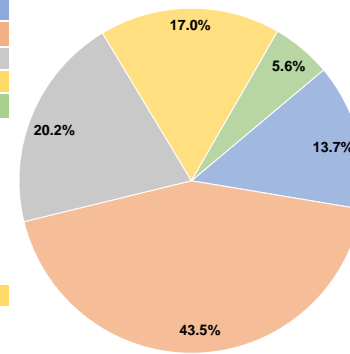
### Sources of Operating Funds Expended

Fare Revenues	\$474,038	13.7%
Local Funds	\$1,501,395	43.5%
State Funds	\$695,728	20.2%
Federal Assistance	\$584,471	17.0%
Other Funds	\$192,001	5.6%
<b>Total Operating Funds Expended</b>	<b>\$3,447,633</b>	<b>100.0%</b>

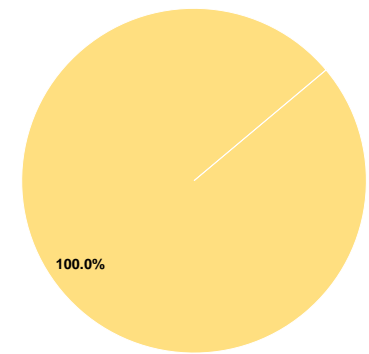
### Sources of Capital Funds Expended

Fare Revenues	\$0	0.0%
Local Funds	\$0	0.0%
State Funds	\$0	0.0%
Federal Assistance	\$1,326,691	100.0%
Other Funds	\$0	0.0%
<b>Total Capital Funds Expended</b>	<b>\$1,326,691</b>	<b>100.0%</b>

### Operating Funding Sources



### Capital Funding Sources



## Modal Characteristics

### Operation Characteristics

#### Vehicles Operated at Maximum Service

Mode	Directly Operated	Purchased Transportation	Operating Expenses	Fare Revenues	Uses of Capital Funds	Annual Unlinked Trips	Annual Vehicle Revenue Miles	Annual Vehicle Revenue Hours
Bus	8	-	\$3,447,633	\$474,038	\$1,326,691	309,178	562,474	36,127
<b>Total</b>	<b>8</b>	<b>-</b>	<b>\$3,447,633</b>	<b>\$474,038</b>	<b>\$1,326,691</b>	<b>309,178</b>	<b>562,474</b>	<b>36,127</b>

### Performance Measures

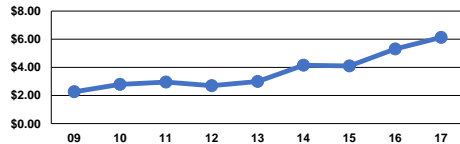
#### Service Efficiency

Mode	Operating Expenses per Vehicle Revenue Mile	Operating Expenses per Vehicle Revenue Hour
Bus	\$6.13	\$95.43
<b>Total</b>	<b>\$6.13</b>	<b>\$95.43</b>

#### Service Effectiveness

Mode	Operating Expenses per Unlinked Passenger Trip	Unlinked Trips per Vehicle Revenue Mile	Unlinked Trips per Vehicle Revenue Hour
Bus	\$11.15	0.5	8.6
<b>Total</b>	<b>\$11.15</b>	<b>0.5</b>	<b>8.6</b>

Operating Expense per Vehicle Revenue Mile: Agency Total



Unlinked Passenger Trips per Vehicle Revenue Mile: Agency Total

