

Calhoun County Senior Citizens Association, Inc.

2017 Annual Agency Profile

General Information

Service Consumption

12,401 Annual Unlinked Trips (UPT)

Service Supplied

235,770 Annual Vehicle Revenue Miles (VRM)
10,600 Annual Vehicle Revenue Hours (VRH)

Summary of Operating Expenses (OE)

\$585,498 Total Operating Expenses

Database Information

NTDID: 4R02-41091

Reporter Type: Rural General Public Transit

Financial Information

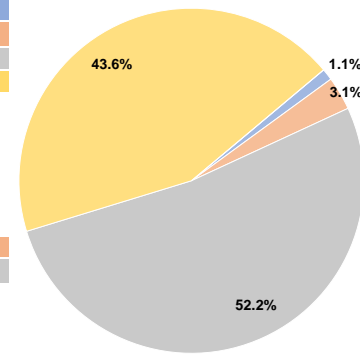
Sources of Operating Funds Expended

Fare Revenues	\$6,363	1.1%
Local Funds	\$18,334	3.1%
State Funds	\$305,386	52.2%
Federal Assistance	\$255,415	43.6%
Other Funds	\$0	0.0%
Total Operating Funds Expended	\$585,498	100.0%

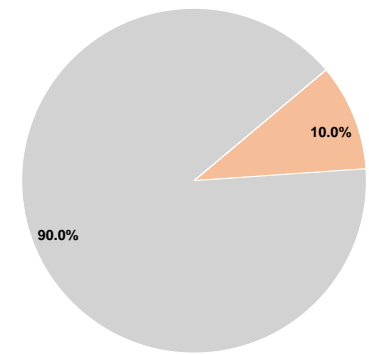
Sources of Capital Funds Expended

Fare Revenues	\$0	0.0%
Local Funds	\$8,043	10.0%
State Funds	\$72,302	90.0%
Federal Assistance	\$0	0.0%
Other Funds	\$0	0.0%
Total Capital Funds Expended	\$80,345	100.0%

Operating Funding Sources



Capital Funding Sources



Modal Characteristics

Operation Characteristics

Vehicles Operated at Maximum Service

Mode	Directly Operated	Purchased Transportation	Operating Expenses	Fare Revenues	Uses of Capital Funds	Annual Unlinked Trips	Annual Vehicle Revenue Miles	Annual Vehicle Revenue Hours
Demand Response	13	-	\$585,498	\$6,363	\$80,345	12,401	235,770	10,600
Total	13	-	\$585,498	\$6,363	\$80,345	12,401	235,770	10,600

Performance Measures

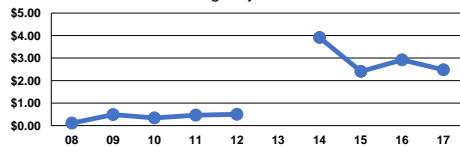
Service Efficiency

Mode	Operating Expenses per Vehicle Revenue Mile	Operating Expenses per Vehicle Revenue Hour
Demand Response	\$2.48	\$55.24
Total	\$2.48	\$55.24

Service Effectiveness

Mode	Operating Expenses per Unlinked Passenger Trip	Unlinked Trips per Vehicle Revenue Mile	Unlinked Trips per Vehicle Revenue Hour
Demand Response	\$47.21	0.1	1.2
Total	\$47.21	0.1	1.2

Operating Expense per Vehicle Revenue Mile: Agency Total



Unlinked Passenger Trips per Vehicle Revenue Mile: Agency Total

