

# Cook County Transit

2017 Annual Agency Profile

## General Information

### Service Consumption

22,743 Annual Unlinked Trips (UPT)

### Service Supplied

273,653 Annual Vehicle Revenue Miles (VRM)

13,575 Annual Vehicle Revenue Hours (VRH)

### Summary of Operating Expenses (OE)

\$365,580 Total Operating Expenses

### Database Information

NTDID: 4R03-40964

Reporter Type: Rural General Public Transit

## Financial Information

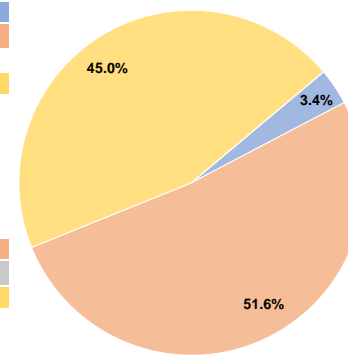
### Sources of Operating Funds Expended

Fare Revenues	\$12,488	3.4%
Local Funds	\$188,581	51.6%
State Funds	\$0	0.0%
Federal Assistance	\$164,511	45.0%
Other Funds	\$0	0.0%
<b>Total Operating Funds Expended</b>	<b>\$365,580</b>	<b>100.0%</b>

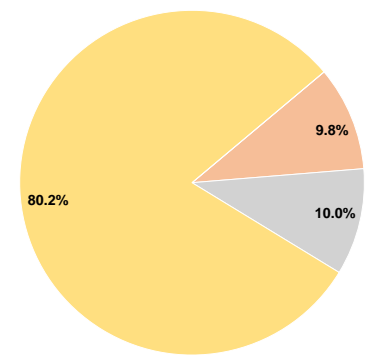
### Sources of Capital Funds Expended

Fare Revenues	\$0	0.0%
Local Funds	\$13,501	9.8%
State Funds	\$13,788	10.0%
Federal Assistance	\$110,307	80.2%
Other Funds	\$0	0.0%
<b>Total Capital Funds Expended</b>	<b>\$137,596</b>	<b>100.0%</b>

### Operating Funding Sources



### Capital Funding Sources



## Modal Characteristics

### Operation Characteristics

#### Vehicles Operated at Maximum Service

Mode	Directly Operated	Purchased Transportation	Operating Expenses	Fare Revenues	Uses of Capital Funds	Annual Unlinked Trips	Annual Vehicle Revenue Miles	Annual Vehicle Revenue Hours
Demand Response	8	-	\$365,580	\$12,488	\$137,596	22,743	273,653	13,575
<b>Total</b>	<b>8</b>	<b>-</b>	<b>\$365,580</b>	<b>\$12,488</b>	<b>\$137,596</b>	<b>22,743</b>	<b>273,653</b>	<b>13,575</b>

### Performance Measures

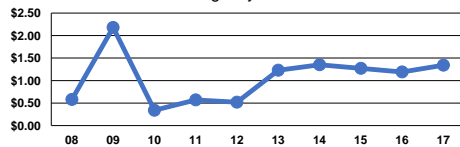
#### Service Efficiency

Mode	Operating Expenses per Vehicle Revenue Mile	Operating Expenses per Vehicle Revenue Hour
Demand Response	\$1.34	\$26.93
<b>Total</b>	<b>\$1.34</b>	<b>\$26.93</b>

#### Service Effectiveness

Mode	Operating Expenses per Unlinked Passenger Trip	Unlinked Trips per Vehicle Revenue Mile	Unlinked Trips per Vehicle Revenue Hour
Demand Response	\$16.07	0.1	1.7
<b>Total</b>	<b>\$16.07</b>	<b>0.1</b>	<b>1.7</b>

Operating Expense per Vehicle Revenue Mile:  
Agency Total



Unlinked Passenger Trips per Vehicle Revenue  
Mile: Agency Total

