

Jenkins County Transit

2017 Annual Agency Profile

General Information

Service Consumption

2,216 Annual Unlinked Trips (UPT)

Service Supplied

14,887 Annual Vehicle Revenue Miles (VRM)

1,465 Annual Vehicle Revenue Hours (VRH)

Summary of Operating Expenses (OE)

\$53,400 Total Operating Expenses

Database Information

NTDID: 4R03-41008

Reporter Type: Rural General Public Transit

Financial Information

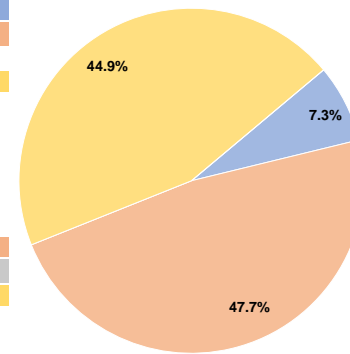
Sources of Operating Funds Expended

Fare Revenues	\$3,902	7.3%
Local Funds	\$25,497	47.7%
State Funds	\$0	0.0%
Federal Assistance	\$24,001	44.9%
Other Funds	\$0	0.0%
Total Operating Funds Expended	\$53,400	100.0%

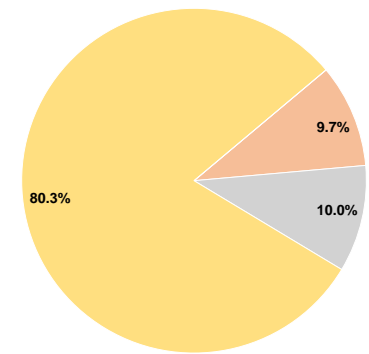
Sources of Capital Funds Expended

Fare Revenues	\$0	0.0%
Local Funds	\$4,500	9.7%
State Funds	\$4,655	10.0%
Federal Assistance	\$37,242	80.3%
Other Funds	\$0	0.0%
Total Capital Funds Expended	\$46,397	100.0%

Operating Funding Sources



Capital Funding Sources



Modal Characteristics

Operation Characteristics

Vehicles Operated at Maximum Service

Mode	Directly Operated	Purchased Transportation	Operating Expenses	Fare Revenues	Uses of Capital Funds	Annual Unlinked Trips	Annual Vehicle Revenue Miles	Annual Vehicle Revenue Hours
Demand Response	1	-	\$53,400	\$3,902	\$46,397	2,216	14,887	1,465
Total	1	-	\$53,400	\$3,902	\$46,397	2,216	14,887	1,465

Performance Measures

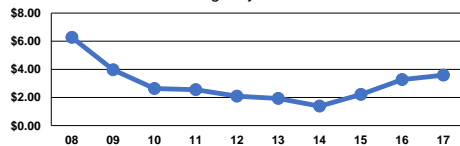
Service Efficiency

Mode	Operating Expenses per Vehicle Revenue Mile	Operating Expenses per Vehicle Revenue Hour
Demand Response	\$3.59	\$36.45
Total	\$3.59	\$36.45

Service Effectiveness

Mode	Operating Expenses per Unlinked Passenger Trip	Unlinked Trips per Vehicle Revenue Mile	Unlinked Trips per Vehicle Revenue Hour
Demand Response	\$24.10	0.1	1.5
Total	\$24.10	0.1	1.5

Operating Expense per Vehicle Revenue Mile: Agency Total



Unlinked Passenger Trips per Vehicle Revenue Mile: Agency Total

