

# Dooly County Transit

## 2017 Annual Agency Profile

### General Information

#### Service Consumption

23,238 Annual Unlinked Trips (UPT)

#### Service Supplied

384,084 Annual Vehicle Revenue Miles (VRM)

15,704 Annual Vehicle Revenue Hours (VRH)

#### Summary of Operating Expenses (OE)

\$533,423 Total Operating Expenses

#### Database Information

NTDID: 4R03-41017

Reporter Type: Rural General Public Transit

### Financial Information

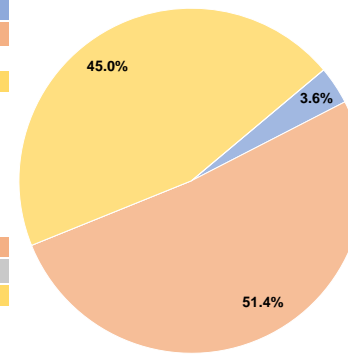
#### Sources of Operating Funds Expended

Fare Revenues	\$18,950	3.6%
Local Funds	\$274,433	51.4%
State Funds	\$0	0.0%
Federal Assistance	\$240,040	45.0%
Other Funds	\$0	0.0%
<b>Total Operating Funds Expended</b>	<b>\$533,423</b>	<b>100.0%</b>

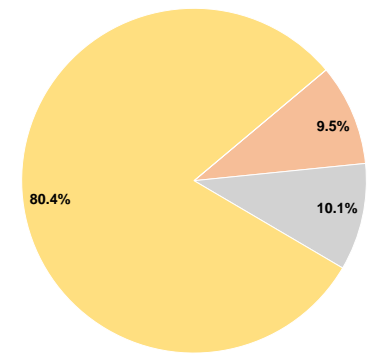
#### Sources of Capital Funds Expended

Fare Revenues	\$0	0.0%
Local Funds	\$4,925	9.5%
State Funds	\$5,205	10.1%
Federal Assistance	\$41,639	80.4%
Other Funds	\$0	0.0%
<b>Total Capital Funds Expended</b>	<b>\$51,769</b>	<b>100.0%</b>

#### Operating Funding Sources



#### Capital Funding Sources



### Modal Characteristics

#### Operation Characteristics

#### Vehicles Operated at Maximum Service

Mode	Directly Operated	Purchased Transportation	Operating Expenses	Fare Revenues	Uses of Capital Funds	Annual Unlinked Trips	Annual Vehicle Revenue Miles	Annual Vehicle Revenue Hours
Demand Response	7	-	\$533,423	\$18,950	\$51,769	23,238	384,084	15,704
<b>Total</b>	<b>7</b>	<b>-</b>	<b>\$533,423</b>	<b>\$18,950</b>	<b>\$51,769</b>	<b>23,238</b>	<b>384,084</b>	<b>15,704</b>

#### Performance Measures

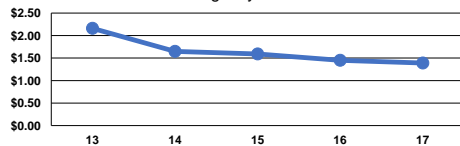
#### Service Efficiency

Mode	Operating Expenses per Vehicle Revenue Mile	Operating Expenses per Vehicle Revenue Hour
Demand Response	\$1.39	\$33.97
<b>Total</b>	<b>\$1.39</b>	<b>\$33.97</b>

#### Service Effectiveness

Mode	Operating Expenses per Unlinked Passenger Trip	Unlinked Trips per Vehicle Revenue Mile	Unlinked Trips per Vehicle Revenue Hour
Demand Response	\$22.95	0.1	1.5
<b>Total</b>	<b>\$22.95</b>	<b>0.1</b>	<b>1.5</b>

Operating Expense per Vehicle Revenue Mile: Agency Total



Unlinked Passenger Trips per Vehicle Revenue Mile: Agency Total

