

General Information

Service Consumption

5,846 Annual Unlinked Trips (UPT)

Service Supplied

20,459 Annual Vehicle Revenue Miles (VRM)
1,774 Annual Vehicle Revenue Hours (VRH)

Summary of Operating Expenses (OE)

\$49,949 Total Operating Expenses

Database Information

NTDID: 4R03-41035

Reporter Type: Rural General Public Transit

Financial Information

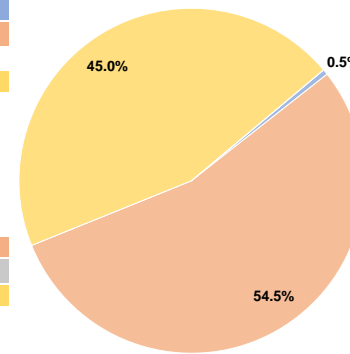
Sources of Operating Funds Expended

| | | |
|---------------------------------------|-----------------|---------------|
| Fare Revenues | \$256 | 0.5% |
| Local Funds | \$27,216 | 54.5% |
| State Funds | \$0 | 0.0% |
| Federal Assistance | \$22,477 | 45.0% |
| Other Funds | \$0 | 0.0% |
| Total Operating Funds Expended | \$49,949 | 100.0% |

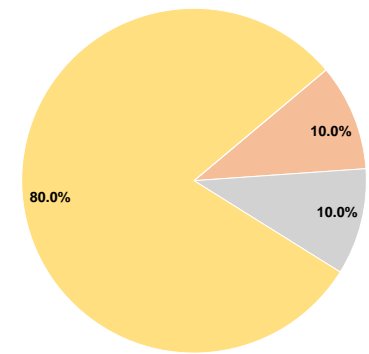
Sources of Capital Funds Expended

| | | |
|-------------------------------------|-----------------|---------------|
| Fare Revenues | \$0 | 0.0% |
| Local Funds | \$4,500 | 10.0% |
| State Funds | \$4,500 | 10.0% |
| Federal Assistance | \$36,002 | 80.0% |
| Other Funds | \$0 | 0.0% |
| Total Capital Funds Expended | \$45,002 | 100.0% |

Operating Funding Sources



Capital Funding Sources



Modal Characteristics

Operation Characteristics

Vehicles Operated at Maximum Service

| Mode | Directly Operated | Purchased Transportation | Operating Expenses | Fare Revenues | Uses of Capital Funds | Annual Unlinked Trips | Annual Vehicle Revenue Miles | Annual Vehicle Revenue Hours |
|-----------------|-------------------|--------------------------|--------------------|---------------|-----------------------|-----------------------|------------------------------|------------------------------|
| Demand Response | 2 | - | \$49,949 | \$256 | \$45,002 | 5,846 | 20,459 | 1,774 |
| Total | 2 | - | \$49,949 | \$256 | \$45,002 | 5,846 | 20,459 | 1,774 |

Performance Measures

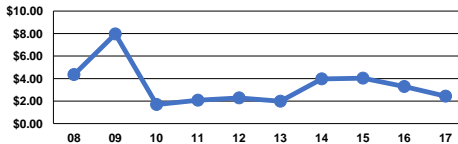
Service Efficiency

| Mode | Operating Expenses per Vehicle Revenue Mile | Operating Expenses per Vehicle Revenue Hour |
|-----------------|---|---|
| Demand Response | \$2.44 | \$28.16 |
| Total | \$2.44 | \$28.16 |

Service Effectiveness

| Mode | Operating Expenses per Unlinked Passenger Trip | Unlinked Trips per Vehicle Revenue Mile | Unlinked Trips per Vehicle Revenue Hour |
|-----------------|--|---|---|
| Demand Response | \$8.54 | 0.3 | 3.3 |
| Total | \$8.54 | 0.3 | 3.3 |

Operating Expense per Vehicle Revenue Mile: Agency Total



Unlinked Passenger Trips per Vehicle Revenue Mile: Agency Total

