

# Dawson County Transit

2017 Annual Agency Profile

## General Information

### Service Consumption

13,343 Annual Unlinked Trips (UPT)

### Service Supplied

89,931 Annual Vehicle Revenue Miles (VRM)  
5,728 Annual Vehicle Revenue Hours (VRH)

### Summary of Operating Expenses (OE)

\$234,959 Total Operating Expenses

### Database Information

NTDID: 4R03-41057

Reporter Type: Rural General Public Transit

## Financial Information

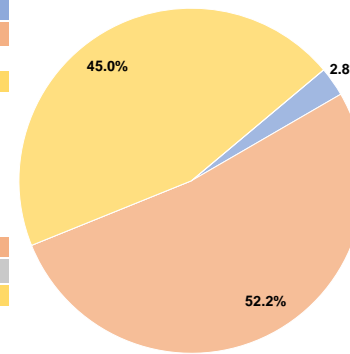
### Sources of Operating Funds Expended

Fare Revenues	\$6,467	2.8%
Local Funds	\$122,760	52.2%
State Funds	\$0	0.0%
Federal Assistance	\$105,732	45.0%
Other Funds	\$0	0.0%
<b>Total Operating Funds Expended</b>	<b>\$234,959</b>	<b>100.0%</b>

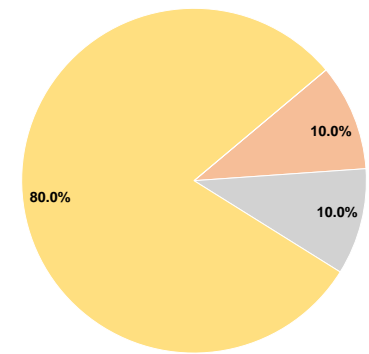
### Sources of Capital Funds Expended

Fare Revenues	\$0	0.0%
Local Funds	\$4,500	10.0%
State Funds	\$4,500	10.0%
Federal Assistance	\$36,002	80.0%
Other Funds	\$0	0.0%
<b>Total Capital Funds Expended</b>	<b>\$45,002</b>	<b>100.0%</b>

### Operating Funding Sources



### Capital Funding Sources



## Modal Characteristics

### Operation Characteristics

#### Vehicles Operated at Maximum Service

Mode	Directly Operated	Purchased Transportation	Operating Expenses	Fare Revenues	Uses of Capital Funds	Annual Unlinked Trips	Annual Vehicle Revenue Miles	Annual Vehicle Revenue Hours
Demand Response	5	-	\$234,959	\$6,467	\$45,002	13,343	89,931	5,728
<b>Total</b>	<b>5</b>	<b>-</b>	<b>\$234,959</b>	<b>\$6,467</b>	<b>\$45,002</b>	<b>13,343</b>	<b>89,931</b>	<b>5,728</b>

### Performance Measures

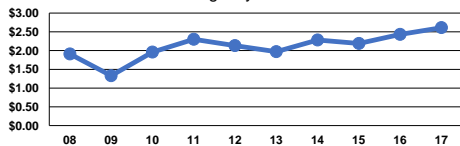
#### Service Efficiency

Mode	Operating Expenses per Vehicle Revenue Mile	Operating Expenses per Vehicle Revenue Hour
Demand Response	\$2.61	\$41.02
<b>Total</b>	<b>\$2.61</b>	<b>\$41.02</b>

#### Service Effectiveness

Mode	Operating Expenses per Unlinked Passenger Trip	Unlinked Trips per Vehicle Revenue Mile	Unlinked Trips per Vehicle Revenue Hour
Demand Response	\$17.61	0.1	2.3
<b>Total</b>	<b>\$17.61</b>	<b>0.1</b>	<b>2.3</b>

Operating Expense per Vehicle Revenue Mile: Agency Total



Unlinked Passenger Trips per Vehicle Revenue Mile: Agency Total

