

General Information

Service Consumption

14,612 Annual Unlinked Trips (UPT)

Service Supplied

192,467 Annual Vehicle Revenue Miles (VRM)
8,549 Annual Vehicle Revenue Hours (VRH)

Summary of Operating Expenses (OE)

\$221,465 Total Operating Expenses

Database Information

NTDID: 4R03-41154

Reporter Type: Rural General Public Transit

Financial Information

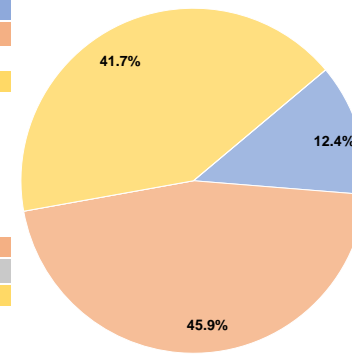
Sources of Operating Funds Expended

Fare Revenues	\$27,433	12.4%
Local Funds	\$101,645	45.9%
State Funds	\$0	0.0%
Federal Assistance	\$92,387	41.7%
Other Funds	\$0	0.0%
Total Operating Funds Expended	\$221,465	100.0%

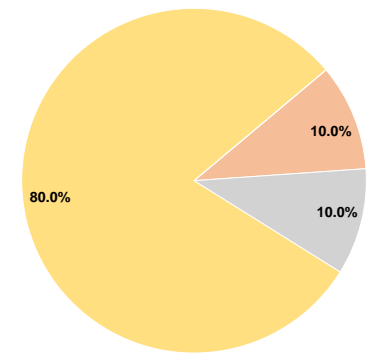
Sources of Capital Funds Expended

Fare Revenues	\$0	0.0%
Local Funds	\$4,500	10.0%
State Funds	\$4,500	10.0%
Federal Assistance	\$36,002	80.0%
Other Funds	\$0	0.0%
Total Capital Funds Expended	\$45,002	100.0%

Operating Funding Sources



Capital Funding Sources



Modal Characteristics

Operation Characteristics

Vehicles Operated at Maximum Service

Mode	Directly Operated	Purchased Transportation	Operating Expenses	Fare Revenues	Uses of Capital Funds	Annual Unlinked Trips	Annual Vehicle Revenue Miles	Annual Vehicle Revenue Hours
Demand Response	4	-	\$221,465	\$27,433	\$45,002	14,612	192,467	8,549
Total	4	-	\$221,465	\$27,433	\$45,002	14,612	192,467	8,549

Performance Measures

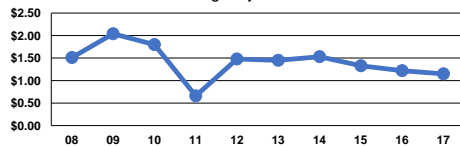
Service Efficiency

Mode	Operating Expenses per Vehicle Revenue Mile	Operating Expenses per Vehicle Revenue Hour
Demand Response	\$1.15	\$25.91
Total	\$1.15	\$25.91

Service Effectiveness

Mode	Operating Expenses per Unlinked Passenger Trip	Unlinked Trips per Vehicle Revenue Mile	Unlinked Trips per Vehicle Revenue Hour
Demand Response	\$15.16	0.1	1.7
Total	\$15.16	0.1	1.7

Operating Expense per Vehicle Revenue Mile: Agency Total



Unlinked Passenger Trips per Vehicle Revenue Mile: Agency Total

