

# Wilkes County Commission Transit

2017 Annual Agency Profile

## General Information

### Service Consumption

13,380 Annual Unlinked Trips (UPT)

### Service Supplied

91,071 Annual Vehicle Revenue Miles (VRM)  
5,463 Annual Vehicle Revenue Hours (VRH)

### Summary of Operating Expenses (OE)

\$185,940 Total Operating Expenses

### Database Information

NTDID: 4R03-41168

Reporter Type: Rural General Public Transit

## Financial Information

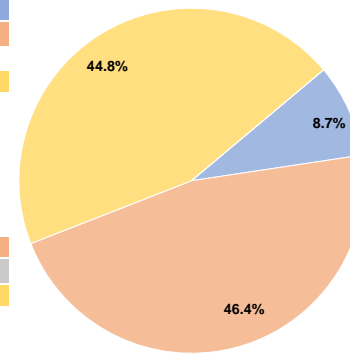
### Sources of Operating Funds Expended

Fare Revenues	\$16,241	8.7%
Local Funds	\$86,365	46.4%
State Funds	\$0	0.0%
Federal Assistance	\$83,334	44.8%
Other Funds	\$0	0.0%
<b>Total Operating Funds Expended</b>	<b>\$185,940</b>	<b>100.0%</b>

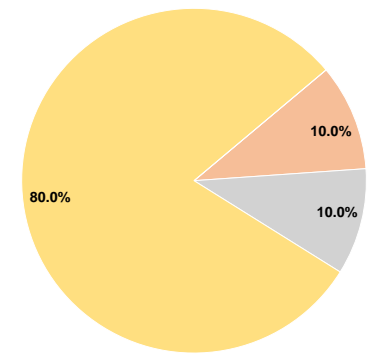
### Sources of Capital Funds Expended

Fare Revenues	\$0	0.0%
Local Funds	\$8,636	10.0%
State Funds	\$8,636	10.0%
Federal Assistance	\$69,088	80.0%
Other Funds	\$0	0.0%
<b>Total Capital Funds Expended</b>	<b>\$86,360</b>	<b>100.0%</b>

### Operating Funding Sources



### Capital Funding Sources



## Modal Characteristics

### Operation Characteristics

#### Vehicles Operated at Maximum Service

Mode	Directly Operated	Purchased Transportation	Operating Expenses	Fare Revenues	Uses of Capital Funds	Annual Unlinked Trips	Annual Vehicle Revenue Miles	Annual Vehicle Revenue Hours
Demand Response	3	-	\$185,940	\$16,241	\$86,360	13,380	91,071	5,463
<b>Total</b>	<b>3</b>	<b>-</b>	<b>\$185,940</b>	<b>\$16,241</b>	<b>\$86,360</b>	<b>13,380</b>	<b>91,071</b>	<b>5,463</b>

### Performance Measures

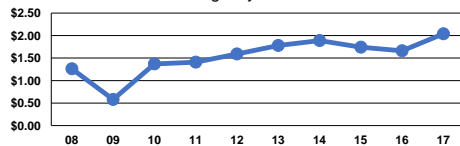
#### Service Efficiency

Mode	Operating Expenses per Vehicle Revenue Mile	Operating Expenses per Vehicle Revenue Hour
Demand Response	\$2.04	\$34.04
<b>Total</b>	<b>\$2.04</b>	<b>\$34.04</b>

#### Service Effectiveness

Mode	Operating Expenses per Unlinked Passenger Trip	Unlinked Trips per Vehicle Revenue Mile	Unlinked Trips per Vehicle Revenue Hour
Demand Response	\$13.90	0.1	2.4
<b>Total</b>	<b>\$13.90</b>	<b>0.1</b>	<b>2.4</b>

Operating Expense per Vehicle Revenue Mile: Agency Total



Unlinked Passenger Trips per Vehicle Revenue Mile: Agency Total

