

Middle Kentucky River Area Development Council, Inc.

2017 Annual Agency Profile

General Information

Service Consumption

19,856 Annual Unlinked Trips (UPT)

Service Supplied

331,325 Annual Vehicle Revenue Miles (VRM)

31,920 Annual Vehicle Revenue Hours (VRH)

Summary of Operating Expenses (OE)

\$839,270 Total Operating Expenses

Database Information

NTDID: 4R04-40909

Reporter Type: Rural General Public Transit

Financial Information

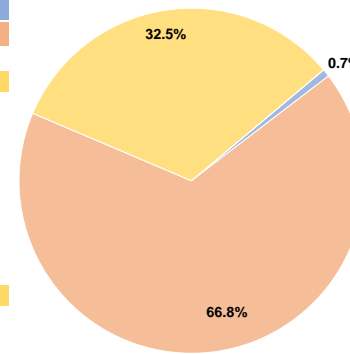
Sources of Operating Funds Expended

Fare Revenues	\$6,073	0.7%
Local Funds	\$560,533	66.8%
State Funds	\$0	0.0%
Federal Assistance	\$272,664	32.5%
Other Funds	\$0	0.0%
Total Operating Funds Expended	\$839,270	100.0%

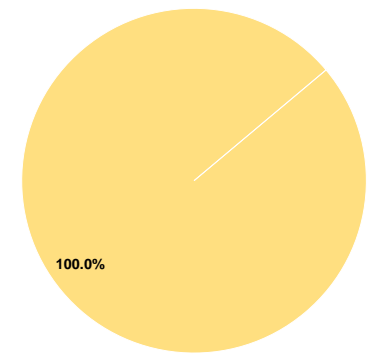
Sources of Capital Funds Expended

Fare Revenues	\$0	0.0%
Local Funds	\$0	0.0%
State Funds	\$0	0.0%
Federal Assistance	\$178,181	100.0%
Other Funds	\$0	0.0%
Total Capital Funds Expended	\$178,181	100.0%

Operating Funding Sources



Capital Funding Sources



Modal Characteristics

Operation Characteristics

Vehicles Operated at Maximum Service

Mode	Directly Operated	Purchased Transportation	Operating Expenses	Fare Revenues	Uses of Capital Funds	Annual Unlinked Trips	Annual Vehicle Revenue Miles	Annual Vehicle Revenue Hours
Demand Response	14	-	\$839,270	\$6,073	\$178,181	19,856	331,325	31,920
Total	14	-	\$839,270	\$6,073	\$178,181	19,856	331,325	31,920

Performance Measures

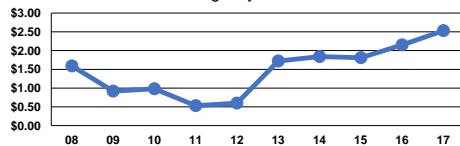
Service Efficiency

Mode	Operating Expenses per Vehicle Revenue Mile	Operating Expenses per Vehicle Revenue Hour
Demand Response	\$2.53	\$26.29
Total	\$2.53	\$26.29

Service Effectiveness

Mode	Operating Expenses per Unlinked Passenger Trip	Unlinked Trips per Vehicle Revenue Mile	Unlinked Trips per Vehicle Revenue Hour
Demand Response	\$42.27	0.1	0.6
Total	\$42.27	0.1	0.6

Operating Expense per Vehicle Revenue Mile: Agency Total



Unlinked Passenger Trips per Vehicle Revenue Mile: Agency Total

