

Rural Transit Enterprises Coordinated, Inc.

2017 Annual Agency Profile

General Information

Service Consumption

649,105 Annual Unlinked Trips (UPT)

Service Supplied

7,339,123 Annual Vehicle Revenue Miles (VRM)

330,985 Annual Vehicle Revenue Hours (VRH)

Summary of Operating Expenses (OE)

\$11,308,136 Total Operating Expenses

Database Information

NTDID: 4R04-40941

Reporter Type: Rural General Public Transit

Financial Information

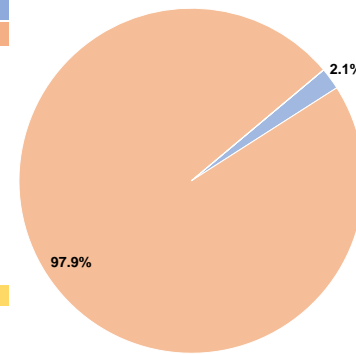
Sources of Operating Funds Expended

Fare Revenues	\$232,256	2.1%
Local Funds	\$11,075,880	97.9%
State Funds	\$0	0.0%
Federal Assistance	\$0	0.0%
Other Funds	\$0	0.0%
Total Operating Funds Expended	\$11,308,136	100.0%

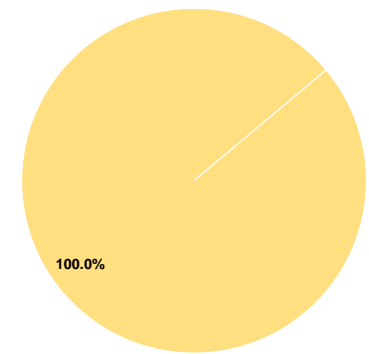
Sources of Capital Funds Expended

Fare Revenues	\$0	0.0%
Local Funds	\$0	0.0%
State Funds	\$0	0.0%
Federal Assistance	\$140,000	100.0%
Other Funds	\$0	0.0%
Total Capital Funds Expended	\$140,000	100.0%

Operating Funding Sources



Capital Funding Sources



Modal Characteristics

Operation Characteristics

Vehicles Operated at Maximum Service

Mode	Directly Operated	Purchased Transportation	Operating Expenses	Fare Revenues	Uses of Capital Funds	Annual Unlinked Trips	Annual Vehicle Revenue Miles	Annual Vehicle Revenue Hours
Demand Response	177	-	\$11,308,136	\$232,256	\$140,000	649,105	7,339,123	330,985
Total	177	-	\$11,308,136	\$232,256	\$140,000	649,105	7,339,123	330,985

Performance Measures

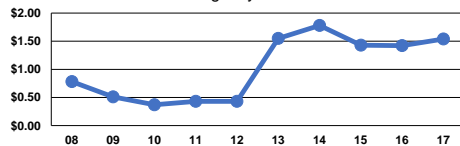
Service Efficiency

Mode	Operating Expenses per Vehicle Revenue Mile	Operating Expenses per Vehicle Revenue Hour
Demand Response	\$1.54	\$34.17
Total	\$1.54	\$34.17

Service Effectiveness

Mode	Operating Expenses per Unlinked Passenger Trip	Unlinked Trips per Vehicle Revenue Mile	Unlinked Trips per Vehicle Revenue Hour
Demand Response	\$17.42	0.1	2.0
Total	\$17.42	0.1	2.0

Operating Expense per Vehicle Revenue Mile: Agency Total



Unlinked Passenger Trips per Vehicle Revenue Mile: Agency Total

