

Madison County Citizens Services Agency

2017 Annual Agency Profile

General Information

Service Consumption

65,054 Annual Unlinked Trips (UPT)

Service Supplied

167,228 Annual Vehicle Revenue Miles (VRM)

10,208 Annual Vehicle Revenue Hours (VRH)

Summary of Operating Expenses (OE)

\$612,301 Total Operating Expenses

Database Information

NTDID: 4R05-40969

Reporter Type: Rural General Public Transit

Financial Information

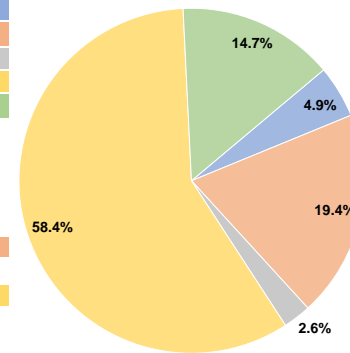
Sources of Operating Funds Expended

Fare Revenues	\$30,085	4.9%
Local Funds	\$118,842	19.4%
State Funds	\$16,012	2.6%
Federal Assistance	\$357,553	58.4%
Other Funds	\$89,809	14.7%
Total Operating Funds Expended	\$612,301	100.0%

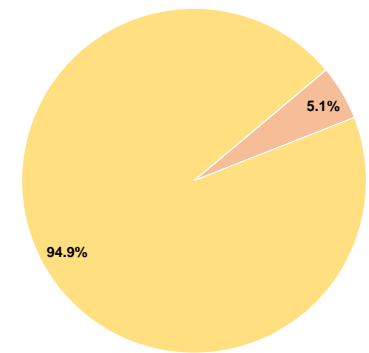
Sources of Capital Funds Expended

Fare Revenues	\$0	0.0%
Local Funds	\$1,432	5.1%
State Funds	\$0	0.0%
Federal Assistance	\$26,430	94.9%
Other Funds	\$0	0.0%
Total Capital Funds Expended	\$27,862	100.0%

Operating Funding Sources



Capital Funding Sources



Modal Characteristics

Operation Characteristics

Vehicles Operated at Maximum Service

Mode	Directly Operated	Purchased Transportation	Operating Expenses	Fare Revenues	Uses of Capital Funds	Annual Unlinked Trips	Annual Vehicle Revenue Miles	Annual Vehicle Revenue Hours
Demand Response	10	-	\$612,301	\$30,085	\$27,862	65,054	167,228	10,208
Total	10	-	\$612,301	\$30,085	\$27,862	65,054	167,228	10,208

Performance Measures

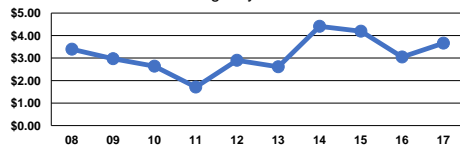
Service Efficiency

Mode	Operating Expenses per Vehicle Revenue Mile	Operating Expenses per Vehicle Revenue Hour
Demand Response	\$3.66	\$59.98
Total	\$3.66	\$59.98

Service Effectiveness

Mode	Operating Expenses per Unlinked Passenger Trip	Unlinked Trips per Vehicle Revenue Mile	Unlinked Trips per Vehicle Revenue Hour
Demand Response	\$9.41	0.4	6.4
Total	\$9.41	0.4	6.4

Operating Expense per Vehicle Revenue Mile: Agency Total



Unlinked Passenger Trips per Vehicle Revenue Mile: Agency Total

