

Five County Child Development Program, Inc.

2017 Annual Agency Profile

General Information

Service Consumption

40,557 Annual Unlinked Trips (UPT)

Service Supplied

357,184 Annual Vehicle Revenue Miles (VRM)
13,839 Annual Vehicle Revenue Hours (VRH)

Summary of Operating Expenses (OE)

\$635,045 Total Operating Expenses

Database Information

NTDID: 4R05-41051

Reporter Type: Rural General Public Transit

Financial Information

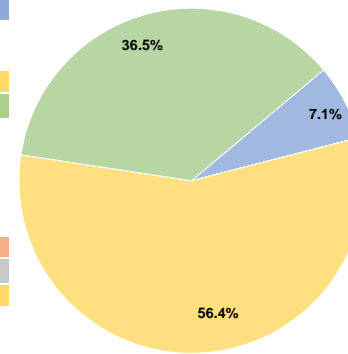
Sources of Operating Funds Expended

Fare Revenues	\$45,076	7.1%
Local Funds	\$0	0.0%
State Funds	\$0	0.0%
Federal Assistance	\$358,256	56.4%
Other Funds	\$231,713	36.5%
Total Operating Funds Expended	\$635,045	100.0%

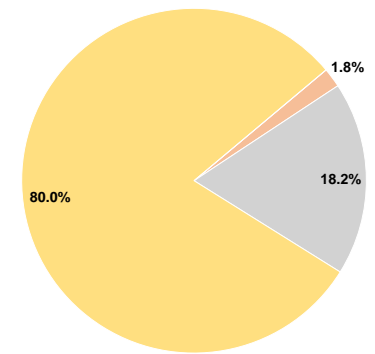
Sources of Capital Funds Expended

Fare Revenues	\$0	0.0%
Local Funds	\$520	1.8%
State Funds	\$5,172	18.2%
Federal Assistance	\$22,770	80.0%
Other Funds	\$0	0.0%
Total Capital Funds Expended	\$28,462	100.0%

Operating Funding Sources



Capital Funding Sources



Modal Characteristics

Operation Characteristics

Vehicles Operated at Maximum Service

Mode	Directly Operated	Purchased Transportation	Operating Expenses	Fare Revenues	Uses of Capital Funds	Annual Unlinked Trips	Annual Vehicle Revenue Miles	Annual Vehicle Revenue Hours
Demand Response	10	-	\$635,045	\$45,076	\$28,462	40,557	357,184	13,839
Total	10	-	\$635,045	\$45,076	\$28,462	40,557	357,184	13,839

Performance Measures

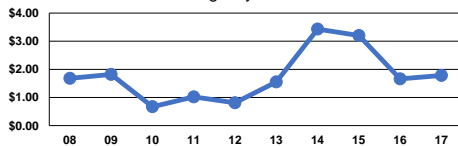
Service Efficiency

Mode	Operating Expenses per Vehicle Revenue Mile	Operating Expenses per Vehicle Revenue Hour
Demand Response	\$1.78	\$45.89
Total	\$1.78	\$45.89

Service Effectiveness

Mode	Operating Expenses per Unlinked Passenger Trip	Unlinked Trips per Vehicle Revenue Mile	Unlinked Trips per Vehicle Revenue Hour
Demand Response	\$15.66	0.1	2.9
Total	\$15.66	0.1	2.9

Operating Expense per Vehicle Revenue Mile: Agency Total



Unlinked Passenger Trips per Vehicle Revenue Mile: Agency Total

