

# Randolph County Senior Adult Association Inc.

2017 Annual Agency Profile

## General Information

### Service Consumption

68,664 Annual Unlinked Trips (UPT)

### Service Supplied

629,022 Annual Vehicle Revenue Miles (VRM)

40,879 Annual Vehicle Revenue Hours (VRH)

### Summary of Operating Expenses (OE)

\$1,548,743 Total Operating Expenses

### Database Information

NTDID: 4R06-40921

Reporter Type: Rural General Public Transit

## Financial Information

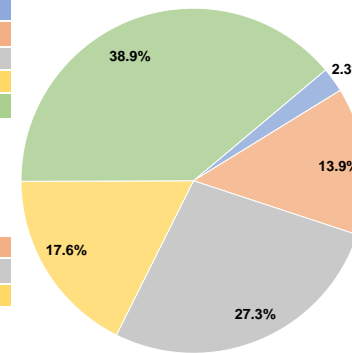
### Sources of Operating Funds Expended

Fare Revenues	\$36,010	2.3%
Local Funds	\$214,606	13.9%
State Funds	\$422,912	27.3%
Federal Assistance	\$272,094	17.6%
Other Funds	\$603,121	38.9%
<b>Total Operating Funds Expended</b>	<b>\$1,548,743</b>	<b>100.0%</b>

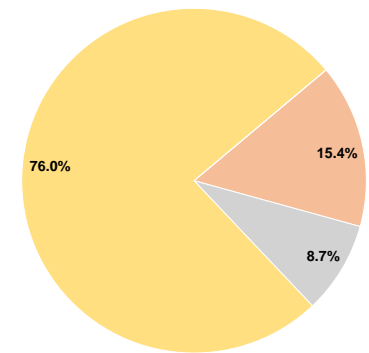
### Sources of Capital Funds Expended

Fare Revenues	\$0	0.0%
Local Funds	\$28,093	15.4%
State Funds	\$15,784	8.7%
Federal Assistance	\$138,570	76.0%
Other Funds	\$0	0.0%
<b>Total Capital Funds Expended</b>	<b>\$182,447</b>	<b>100.0%</b>

### Operating Funding Sources



### Capital Funding Sources



## Modal Characteristics

### Operation Characteristics

#### Vehicles Operated at Maximum Service

Mode	Directly Operated	Purchased Transportation	Operating Expenses	Fare Revenues	Uses of Capital Funds	Annual Unlinked Trips	Annual Vehicle Revenue Miles	Annual Vehicle Revenue Hours
Demand Response	18	-	\$1,458,814	\$36,010	\$182,447	64,632	574,336	37,845
Demand Response - Taxi	-	2	\$89,929	\$0	\$0	4,032	54,686	3,034
<b>Total</b>	<b>18</b>	<b>2</b>	<b>\$1,548,743</b>	<b>\$36,010</b>	<b>\$182,447</b>	<b>68,664</b>	<b>629,022</b>	<b>40,879</b>

### Performance Measures

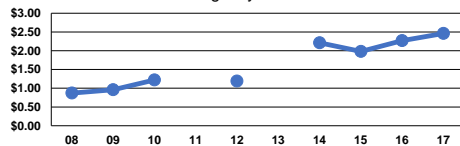
#### Service Efficiency

Mode	Operating Expenses per Vehicle Revenue Mile	Operating Expenses per Vehicle Revenue Hour
Demand Response	\$2.54	\$38.55
Demand Response - Taxi	\$1.64	\$29.64
<b>Total</b>	<b>\$2.46</b>	<b>\$37.89</b>

#### Service Effectiveness

Mode	Operating Expenses per Unlinked Passenger Trip	Unlinked Trips per Vehicle Revenue Mile	Unlinked Trips per Vehicle Revenue Hour
Demand Response	\$22.57	0.1	1.7
Demand Response - Taxi	\$22.30	0.1	1.3
<b>Total</b>	<b>\$22.56</b>	<b>0.1</b>	<b>1.7</b>

Operating Expense per Vehicle Revenue Mile: Agency Total



Unlinked Passenger Trips per Vehicle Revenue Mile: Agency Total

