

**General Information**

**Service Consumption**

74,987 Annual Unlinked Trips (UPT)

**Service Supplied**

490,053 Annual Vehicle Revenue Miles (VRM)  
 30,459 Annual Vehicle Revenue Hours (VRH)

**Summary of Operating Expenses (OE)**

\$909,387 Total Operating Expenses

**Database Information**

NTDID: 4R06-40944

Reporter Type: Rural General Public Transit

**Financial Information**

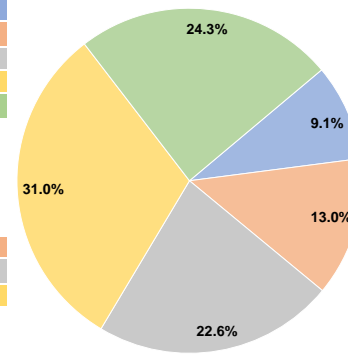
**Sources of Operating Funds Expended**

Fare Revenues	\$82,368	9.1%
Local Funds	\$118,611	13.0%
State Funds	\$205,396	22.6%
Federal Assistance	\$281,901	31.0%
Other Funds	\$221,111	24.3%
<b>Total Operating Funds Expended</b>	<b>\$909,387</b>	<b>100.0%</b>

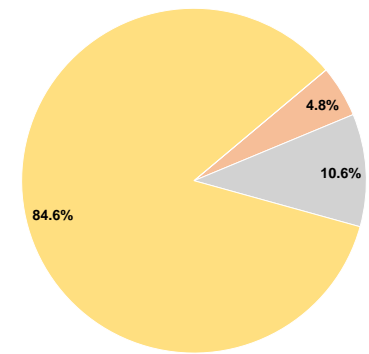
**Sources of Capital Funds Expended**

Fare Revenues	\$0	0.0%
Local Funds	\$1,331	4.8%
State Funds	\$2,903	10.6%
Federal Assistance	\$23,227	84.6%
Other Funds	\$0	0.0%
<b>Total Capital Funds Expended</b>	<b>\$27,461</b>	<b>100.0%</b>

**Operating Funding Sources**



**Capital Funding Sources**



**Modal Characteristics**

**Operation Characteristics**

**Vehicles Operated at Maximum Service**

Mode	Directly Operated	Purchased Transportation	Operating Expenses	Fare Revenues	Uses of Capital Funds	Annual Unlinked Trips	Annual Vehicle Revenue Miles	Annual Vehicle Revenue Hours
Demand Response	11	-	\$819,080	\$74,188	\$27,461	62,086	432,143	27,434
Bus	1	-	\$90,307	\$8,180	\$0	12,901	57,910	3,025
<b>Total</b>	<b>12</b>	<b>-</b>	<b>\$909,387</b>	<b>\$82,368</b>	<b>\$27,461</b>	<b>74,987</b>	<b>490,053</b>	<b>30,459</b>

**Performance Measures**

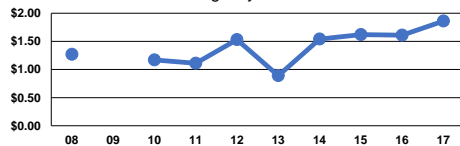
**Service Efficiency**

Mode	Operating Expenses per Vehicle Revenue Mile	Operating Expenses per Vehicle Revenue Hour
Demand Response	\$1.90	\$29.86
Bus	\$1.56	\$29.85
<b>Total</b>	<b>\$1.86</b>	<b>\$29.86</b>

**Service Effectiveness**

Mode	Operating Expenses per Unlinked Passenger Trip	Unlinked Trips per Vehicle Revenue Mile	Unlinked Trips per Vehicle Revenue Hour
Demand Response	\$13.19	0.1	2.3
Bus	\$7.00	0.2	4.3
<b>Total</b>	<b>\$12.13</b>	<b>0.2</b>	<b>2.5</b>

Operating Expense per Vehicle Revenue Mile: Agency Total



Unlinked Passenger Trips per Vehicle Revenue Mile: Agency Total

