

General Information

Service Consumption

20,269 Annual Unlinked Trips (UPT)

Service Supplied

329,067 Annual Vehicle Revenue Miles (VRM)
10,999 Annual Vehicle Revenue Hours (VRH)

Summary of Operating Expenses (OE)

\$436,554 Total Operating Expenses

Database Information

NTDID: 4R06-40947

Reporter Type: Rural General Public Transit

Financial Information

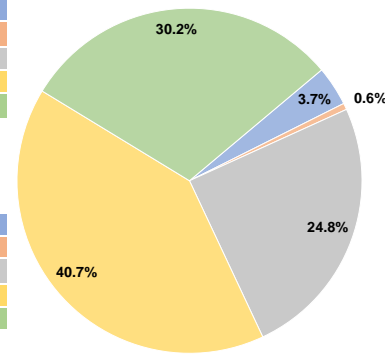
Sources of Operating Funds Expended

| | | |
|---------------------------------------|------------------|---------------|
| Fare Revenues | \$16,243 | 3.7% |
| Local Funds | \$2,631 | 0.6% |
| State Funds | \$108,279 | 24.8% |
| Federal Assistance | \$177,640 | 40.7% |
| Other Funds | \$131,761 | 30.2% |
| Total Operating Funds Expended | \$436,554 | 100.0% |

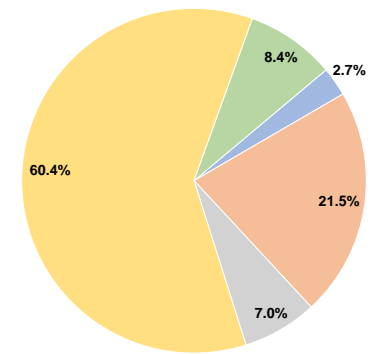
Sources of Capital Funds Expended

| | | |
|-------------------------------------|------------------|---------------|
| Fare Revenues | \$4,713 | 2.7% |
| Local Funds | \$37,167 | 21.5% |
| State Funds | \$12,147 | 7.0% |
| Federal Assistance | \$104,451 | 60.4% |
| Other Funds | \$14,505 | 8.4% |
| Total Capital Funds Expended | \$172,983 | 100.0% |

Operating Funding Sources



Capital Funding Sources



Modal Characteristics

Operation Characteristics

Vehicles Operated at Maximum Service

| Mode | Directly Operated | Purchased Transportation | Operating Expenses | Fare Revenues | Uses of Capital Funds | Annual Unlinked Trips | Annual Vehicle Revenue Miles | Annual Vehicle Revenue Hours |
|-----------------|-------------------|--------------------------|--------------------|-----------------|-----------------------|-----------------------|------------------------------|------------------------------|
| Demand Response | 6 | - | \$436,554 | \$20,956 | \$172,983 | 20,269 | 329,067 | 10,999 |
| Total | 6 | - | \$436,554 | \$20,956 | \$172,983 | 20,269 | 329,067 | 10,999 |

Performance Measures

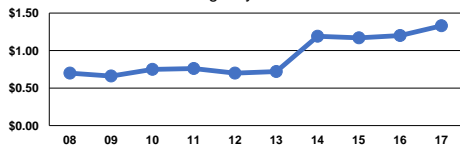
Service Efficiency

| Mode | Operating Expenses per Vehicle Revenue Mile | Operating Expenses per Vehicle Revenue Hour |
|-----------------|---|---|
| Demand Response | \$1.33 | \$39.69 |
| Total | \$1.33 | \$39.69 |

Service Effectiveness

| Mode | Operating Expenses per Unlinked Passenger Trip | Unlinked Trips per Vehicle Revenue Mile | Unlinked Trips per Vehicle Revenue Hour |
|-----------------|--|---|---|
| Demand Response | \$21.54 | 0.1 | 1.8 |
| Total | \$21.54 | 0.1 | 1.8 |

Operating Expense per Vehicle Revenue Mile: Agency Total



Unlinked Passenger Trips per Vehicle Revenue Mile: Agency Total

