

# Martin County

## 2017 Annual Agency Profile

### General Information

#### Service Consumption

29,415 Annual Unlinked Trips (UPT)

#### Service Supplied

248,992 Annual Vehicle Revenue Miles (VRM)  
13,763 Annual Vehicle Revenue Hours (VRH)

#### Summary of Operating Expenses (OE)

\$528,170 Total Operating Expenses

#### Database Information

NTDID: 4R06-40990

Reporter Type: Rural General Public Transit

### Financial Information

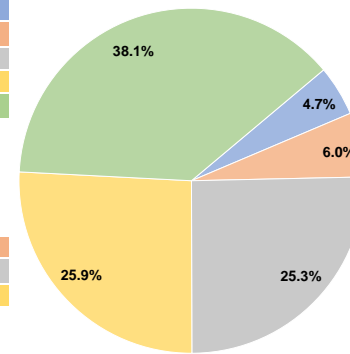
#### Sources of Operating Funds Expended

Fare Revenues	\$24,972	4.7%
Local Funds	\$31,878	6.0%
State Funds	\$133,695	25.3%
Federal Assistance	\$136,555	25.9%
Other Funds	\$201,070	38.1%
<b>Total Operating Funds Expended</b>	<b>\$528,170</b>	<b>100.0%</b>

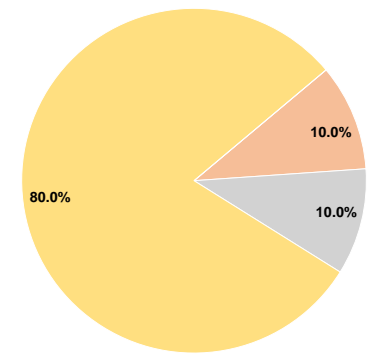
#### Sources of Capital Funds Expended

Fare Revenues	\$0	0.0%
Local Funds	\$1,098	10.0%
State Funds	\$1,096	10.0%
Federal Assistance	\$8,774	80.0%
Other Funds	\$0	0.0%
<b>Total Capital Funds Expended</b>	<b>\$10,968</b>	<b>100.0%</b>

#### Operating Funding Sources



#### Capital Funding Sources



### Modal Characteristics

#### Operation Characteristics

#### Vehicles Operated at Maximum Service

Mode	Directly Operated	Purchased Transportation	Operating Expenses	Fare Revenues	Uses of Capital Funds	Annual Unlinked Trips	Annual Vehicle Revenue Miles	Annual Vehicle Revenue Hours
Demand Response	7	-	\$528,170	\$24,972	\$10,968	29,415	248,992	13,763
<b>Total</b>	<b>7</b>	<b>-</b>	<b>\$528,170</b>	<b>\$24,972</b>	<b>\$10,968</b>	<b>29,415</b>	<b>248,992</b>	<b>13,763</b>

#### Performance Measures

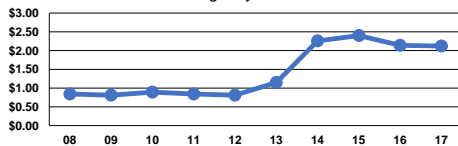
#### Service Efficiency

Mode	Operating Expenses per Vehicle Revenue Mile	Operating Expenses per Vehicle Revenue Hour
Demand Response	\$2.12	\$38.38
<b>Total</b>	<b>\$2.12</b>	<b>\$38.38</b>

#### Service Effectiveness

Mode	Operating Expenses per Unlinked Passenger Trip	Unlinked Trips per Vehicle Revenue Mile	Unlinked Trips per Vehicle Revenue Hour
Demand Response	\$17.96	0.1	2.1
<b>Total</b>	<b>\$17.96</b>	<b>0.1</b>	<b>2.1</b>

Operating Expense per Vehicle Revenue Mile: Agency Total



Unlinked Passenger Trips per Vehicle Revenue Mile: Agency Total

