

# Hyde County Private Non-Profit Transp. Corp. Inc.

2017 Annual Agency Profile

## General Information

### Service Consumption

14,914 Annual Unlinked Trips (UPT)

### Service Supplied

126,264 Annual Vehicle Revenue Miles (VRM)  
4,638 Annual Vehicle Revenue Hours (VRH)

### Summary of Operating Expenses (OE)

\$245,821 Total Operating Expenses

### Database Information

NTDID: 4R06-41038

Reporter Type: Rural General Public Transit

## Financial Information

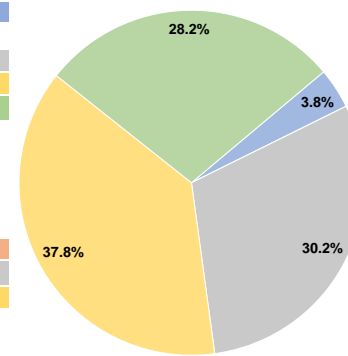
### Sources of Operating Funds Expended

Fare Revenues	\$9,348	3.8%
Local Funds	\$0	0.0%
State Funds	\$74,126	30.2%
Federal Assistance	\$92,986	37.8%
Other Funds	\$69,361	28.2%
<b>Total Operating Funds Expended</b>	<b>\$245,821</b>	<b>100.0%</b>

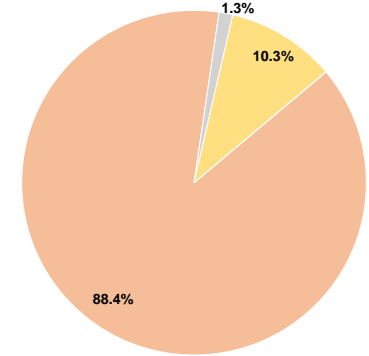
### Sources of Capital Funds Expended

Fare Revenues	\$0	0.0%
Local Funds	\$5,852	88.4%
State Funds	\$85	1.3%
Federal Assistance	\$680	10.3%
Other Funds	\$0	0.0%
<b>Total Capital Funds Expended</b>	<b>\$6,617</b>	<b>100.0%</b>

### Operating Funding Sources



### Capital Funding Sources



## Modal Characteristics

### Operation Characteristics

#### Vehicles Operated at Maximum Service

Mode	Directly Operated	Purchased Transportation	Operating Expenses	Fare Revenues	Uses of Capital Funds	Annual Unlinked Trips	Annual Vehicle Revenue Miles	Annual Vehicle Revenue Hours
Demand Response	3	-	\$245,821	\$9,348	\$6,617	14,914	126,264	4,638
<b>Total</b>	<b>3</b>	<b>-</b>	<b>\$245,821</b>	<b>\$9,348</b>	<b>\$6,617</b>	<b>14,914</b>	<b>126,264</b>	<b>4,638</b>

### Performance Measures

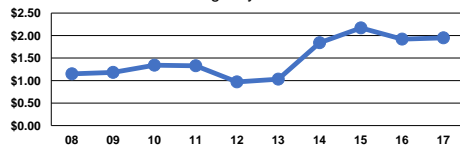
#### Service Efficiency

Mode	Operating Expenses per Vehicle Revenue Mile	Operating Expenses per Vehicle Revenue Hour
Demand Response	\$1.95	\$53.00
<b>Total</b>	<b>\$1.95</b>	<b>\$53.00</b>

#### Service Effectiveness

Mode	Operating Expenses per Unlinked Passenger Trip	Unlinked Trips per Vehicle Revenue Mile	Unlinked Trips per Vehicle Revenue Hour
Demand Response	\$16.48	0.1	3.2
<b>Total</b>	<b>\$16.48</b>	<b>0.1</b>	<b>3.2</b>

Operating Expense per Vehicle Revenue Mile: Agency Total



Unlinked Passenger Trips per Vehicle Revenue Mile: Agency Total

