

## Lee County 2017 Annual Agency Profile

### General Information

#### Service Consumption

59,057 Annual Unlinked Trips (UPT)

#### Service Supplied

450,582 Annual Vehicle Revenue Miles (VRM)  
 28,322 Annual Vehicle Revenue Hours (VRH)

#### Summary of Operating Expenses (OE)

\$745,187 Total Operating Expenses

#### Database Information

NTDID: 4R06-41150

Reporter Type: Rural General Public Transit

### Financial Information

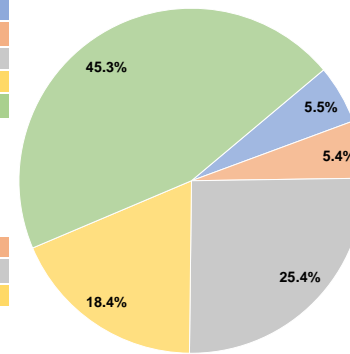
#### Sources of Operating Funds Expended

Fare Revenues	\$40,834	5.5%
Local Funds	\$40,220	5.4%
State Funds	\$189,439	25.4%
Federal Assistance	\$137,402	18.4%
Other Funds	\$337,292	45.3%
<b>Total Operating Funds Expended</b>	<b>\$745,187</b>	<b>100.0%</b>

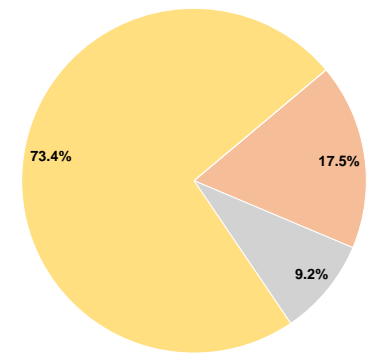
#### Sources of Capital Funds Expended

Fare Revenues	\$0	0.0%
Local Funds	\$20,501	17.5%
State Funds	\$10,766	9.2%
Federal Assistance	\$86,132	73.4%
Other Funds	\$0	0.0%
<b>Total Capital Funds Expended</b>	<b>\$117,399</b>	<b>100.0%</b>

#### Operating Funding Sources



#### Capital Funding Sources



### Modal Characteristics

#### Operation Characteristics

##### Vehicles Operated at Maximum Service

Mode	Directly Operated	Purchased Transportation	Operating Expenses	Fare Revenues	Uses of Capital Funds	Annual Unlinked Trips	Annual Vehicle Revenue Miles	Annual Vehicle Revenue Hours
Demand Response	14	-	\$745,187	\$40,834	\$117,399	59,057	450,582	28,322
<b>Total</b>	<b>14</b>	<b>-</b>	<b>\$745,187</b>	<b>\$40,834</b>	<b>\$117,399</b>	<b>59,057</b>	<b>450,582</b>	<b>28,322</b>

#### Performance Measures

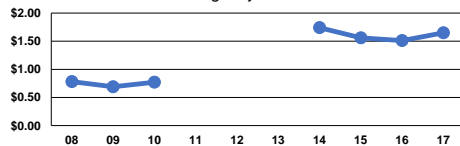
##### Service Efficiency

Mode	Operating Expenses per Vehicle Revenue Mile	Operating Expenses per Vehicle Revenue Hour
Demand Response	\$1.65	\$26.31
<b>Total</b>	<b>\$1.65</b>	<b>\$26.31</b>

##### Service Effectiveness

Mode	Operating Expenses per Unlinked Passenger Trip	Unlinked Trips per Vehicle Revenue Mile	Unlinked Trips per Vehicle Revenue Hour
Demand Response	\$12.62	0.1	2.1
<b>Total</b>	<b>\$12.62</b>	<b>0.1</b>	<b>2.1</b>

Operating Expense per Vehicle Revenue Mile: Agency Total



Unlinked Passenger Trips per Vehicle Revenue Mile: Agency Total

