

General Information

Service Consumption

67,511 Annual Unlinked Trips (UPT)

Service Supplied

612,605 Annual Vehicle Revenue Miles (VRM)
 30,988 Annual Vehicle Revenue Hours (VRH)

Summary of Operating Expenses (OE)

\$948,992 Total Operating Expenses

Database Information

NTDID: 4R06-41162

Reporter Type: Rural General Public Transit

Financial Information

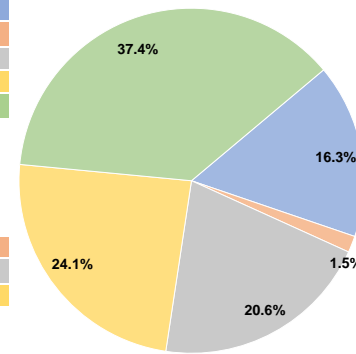
Sources of Operating Funds Expended

Fare Revenues	\$155,123	16.3%
Local Funds	\$14,639	1.5%
State Funds	\$195,549	20.6%
Federal Assistance	\$228,965	24.1%
Other Funds	\$354,716	37.4%
Total Operating Funds Expended	\$948,992	100.0%

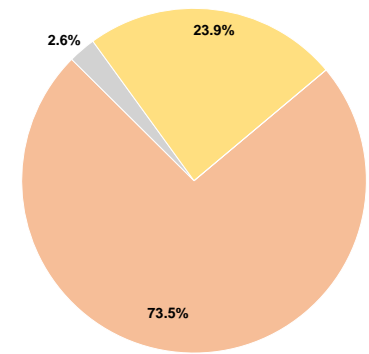
Sources of Capital Funds Expended

Fare Revenues	\$0	0.0%
Local Funds	\$170,779	73.5%
State Funds	\$5,981	2.6%
Federal Assistance	\$55,448	23.9%
Other Funds	\$0	0.0%
Total Capital Funds Expended	\$232,208	100.0%

Operating Funding Sources



Capital Funding Sources



Modal Characteristics

Operation Characteristics

Vehicles Operated at Maximum Service

Mode	Directly Operated	Purchased Transportation	Operating Expenses	Fare Revenues	Uses of Capital Funds	Annual Unlinked Trips	Annual Vehicle Revenue Miles	Annual Vehicle Revenue Hours
Demand Response	12	-	\$948,992	\$155,123	\$232,208	67,511	612,605	30,988
Total	12	-	\$948,992	\$155,123	\$232,208	67,511	612,605	30,988

Performance Measures


Service Efficiency

Mode	Operating Expenses per Vehicle Revenue Mile	Operating Expenses per Vehicle Revenue Hour
Demand Response	\$1.55	\$30.62
Total	\$1.55	\$30.62

Service Effectiveness

Mode	Operating Expenses per Unlinked Passenger Trip	Unlinked Trips per Vehicle Revenue Mile	Unlinked Trips per Vehicle Revenue Hour
Demand Response	\$14.06	0.1	2.2
Total	\$14.06	0.1	2.2

Operating Expense per Vehicle Revenue Mile: Agency Total



Unlinked Passenger Trips per Vehicle Revenue Mile: Agency Total

