

**General Information**

**Service Consumption**

44,386 Annual Unlinked Trips (UPT)

**Service Supplied**

396,481 Annual Vehicle Revenue Miles (VRM)  
23,193 Annual Vehicle Revenue Hours (VRH)

**Summary of Operating Expenses (OE)**

\$745,290 Total Operating Expenses

**Database Information**

NTDID: 4R06-41191

Reporter Type: Rural General Public Transit

**Financial Information**

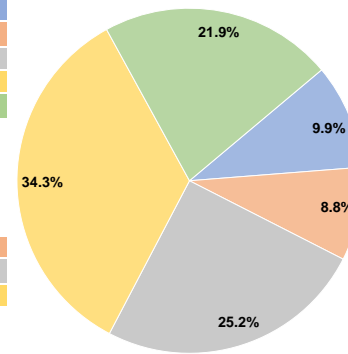
**Sources of Operating Funds Expended**

Fare Revenues	\$73,507	9.9%
Local Funds	\$65,271	8.8%
State Funds	\$187,631	25.2%
Federal Assistance	\$255,907	34.3%
Other Funds	\$162,974	21.9%
<b>Total Operating Funds Expended</b>	<b>\$745,290</b>	<b>100.0%</b>

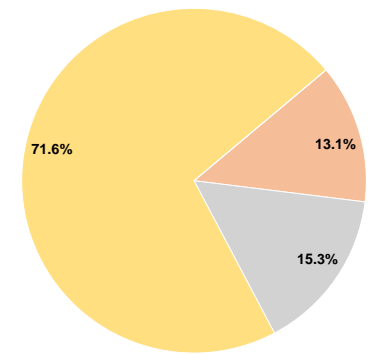
**Sources of Capital Funds Expended**

Fare Revenues	\$0	0.0%
Local Funds	\$58,895	13.1%
State Funds	\$68,912	15.3%
Federal Assistance	\$322,483	71.6%
Other Funds	\$0	0.0%
<b>Total Capital Funds Expended</b>	<b>\$450,290</b>	<b>100.0%</b>

**Operating Funding Sources**



**Capital Funding Sources**



**Modal Characteristics**

**Operation Characteristics**

**Vehicles Operated at Maximum Service**

Mode	Directly Operated	Purchased Transportation	Operating Expenses	Fare Revenues	Uses of Capital Funds	Annual Unlinked Trips	Annual Vehicle Revenue Miles	Annual Vehicle Revenue Hours
Demand Response	9	-	\$605,986	\$59,768	\$450,290	30,167	338,746	18,858
Bus	2	-	\$139,304	\$13,739	\$0	14,219	57,735	4,335
<b>Total</b>	<b>11</b>	<b>-</b>	<b>\$745,290</b>	<b>\$73,507</b>	<b>\$450,290</b>	<b>44,386</b>	<b>396,481</b>	<b>23,193</b>

**Performance Measures**

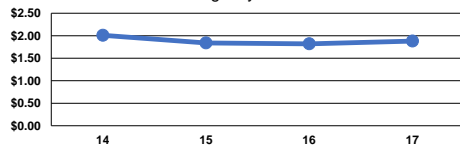
**Service Efficiency**

Mode	Operating Expenses per Vehicle Revenue Mile	Operating Expenses per Vehicle Revenue Hour
Demand Response	\$1.79	\$32.13
Bus	\$2.41	\$32.13
<b>Total</b>	<b>\$1.88</b>	<b>\$32.13</b>

**Service Effectiveness**

Mode	Operating Expenses per Unlinked Passenger Trip	Unlinked Trips per Vehicle Revenue Mile	Unlinked Trips per Vehicle Revenue Hour
Demand Response	\$20.09	0.1	1.6
Bus	\$9.80	0.2	3.3
<b>Total</b>	<b>\$16.79</b>	<b>0.1</b>	<b>1.9</b>

Operating Expense per Vehicle Revenue Mile: Agency Total



Unlinked Passenger Trips per Vehicle Revenue Mile: Agency Total

