

Bamberg County Office on Aging

2017 Annual Agency Profile

General Information

Service Consumption

42,912 Annual Unlinked Trips (UPT)

Service Supplied

644,917 Annual Vehicle Revenue Miles (VRM)
 33,725 Annual Vehicle Revenue Hours (VRH)

Summary of Operating Expenses (OE)

\$1,211,907 Total Operating Expenses

Database Information

NTDID: 4R07-40974

Reporter Type: Rural General Public Transit

Financial Information

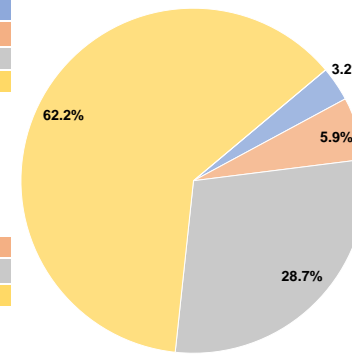
Sources of Operating Funds Expended

Fare Revenues	\$39,307	3.2%
Local Funds	\$71,241	5.9%
State Funds	\$347,570	28.7%
Federal Assistance	\$753,789	62.2%
Other Funds	\$0	0.0%
Total Operating Funds Expended	\$1,211,907	100.0%

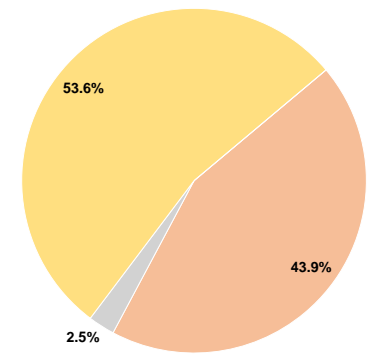
Sources of Capital Funds Expended

Fare Revenues	\$0	0.0%
Local Funds	\$22,469	43.9%
State Funds	\$1,277	2.5%
Federal Assistance	\$27,435	53.6%
Other Funds	\$0	0.0%
Total Capital Funds Expended	\$51,181	100.0%

Operating Funding Sources



Capital Funding Sources



Modal Characteristics

Operation Characteristics

Vehicles Operated at Maximum Service

Mode	Directly Operated	Purchased Transportation	Operating Expenses	Fare Revenues	Uses of Capital Funds	Annual Unlinked Trips	Annual Vehicle Revenue Miles	Annual Vehicle Revenue Hours
Demand Response	21	-	\$1,211,907	\$39,307	\$51,181	42,912	644,917	33,725
Total	21	-	\$1,211,907	\$39,307	\$51,181	42,912	644,917	33,725

Performance Measures

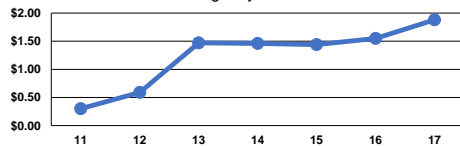
Service Efficiency

Mode	Operating Expenses per Vehicle Revenue Mile	Operating Expenses per Vehicle Revenue Hour
Demand Response	\$1.88	\$35.93
Total	\$1.88	\$35.93

Service Effectiveness

Mode	Operating Expenses per Unlinked Passenger Trip	Unlinked Trips per Vehicle Revenue Mile	Unlinked Trips per Vehicle Revenue Hour
Demand Response	\$28.24	0.1	1.3
Total	\$28.24	0.1	1.3

Operating Expense per Vehicle Revenue Mile: Agency Total



Unlinked Passenger Trips per Vehicle Revenue Mile: Agency Total

