

Newberry County Council on Aging

2017 Annual Agency Profile

General Information

Service Consumption

42,741 Annual Unlinked Trips (UPT)

Service Supplied

513,273 Annual Vehicle Revenue Miles (VRM)
 23,862 Annual Vehicle Revenue Hours (VRH)

Summary of Operating Expenses (OE)

\$893,523 Total Operating Expenses

Database Information

NTDID: 4R07-41022

Reporter Type: Rural General Public Transit

Financial Information

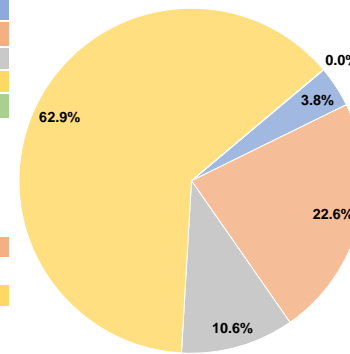
Sources of Operating Funds Expended

Fare Revenues	\$34,372	3.8%
Local Funds	\$201,833	22.6%
State Funds	\$94,740	10.6%
Federal Assistance	\$562,224	62.9%
Other Funds	\$354	0.0%
Total Operating Funds Expended	\$893,523	100.0%

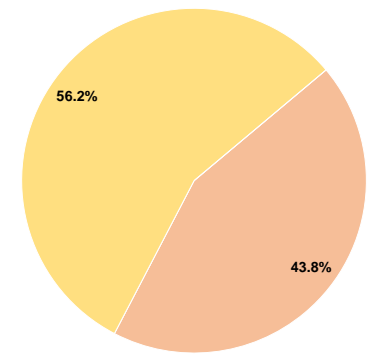
Sources of Capital Funds Expended

Fare Revenues	\$0	0.0%
Local Funds	\$109,901	43.8%
State Funds	\$0	0.0%
Federal Assistance	\$141,272	56.2%
Other Funds	\$0	0.0%
Total Capital Funds Expended	\$251,173	100.0%

Operating Funding Sources



Capital Funding Sources



Modal Characteristics

Operation Characteristics

Vehicles Operated at Maximum Service

Mode	Directly Operated	Purchased Transportation	Operating Expenses	Fare Revenues	Uses of Capital Funds	Annual Unlinked Trips	Annual Vehicle Revenue Miles	Annual Vehicle Revenue Hours
Commuter Bus	2	-	\$89,730	\$25,170	\$0	8,815	57,964	2,002
Demand Response	16	-	\$803,793	\$9,202	\$251,173	33,926	455,309	21,860
Total	18	-	\$893,523	\$34,372	\$251,173	42,741	513,273	23,862

Performance Measures

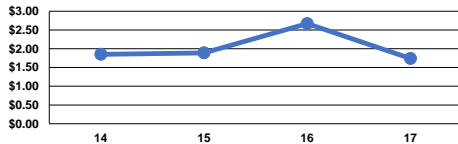
Service Efficiency

Mode	Operating Expenses per Vehicle Revenue Mile	Operating Expenses per Vehicle Revenue Hour
Commuter Bus	\$1.55	\$44.82
Demand Response	\$1.77	\$36.77
Total	\$1.74	\$37.45

Service Effectiveness

Mode	Operating Expenses per Unlinked Passenger Trip	Unlinked Trips per Vehicle Revenue Mile	Unlinked Trips per Vehicle Revenue Hour
Commuter Bus	\$10.18	0.2	4.4
Demand Response	\$23.69	0.1	1.6
Total	\$20.91	0.1	1.8

Operating Expense per Vehicle Revenue Mile: Agency Total



Unlinked Passenger Trips per Vehicle Revenue Mile: Agency Total

