

McCormick County Senior Center

2017 Annual Agency Profile

General Information

Service Consumption

18,844 Annual Unlinked Trips (UPT)

Service Supplied

252,790 Annual Vehicle Revenue Miles (VRM)

10,610 Annual Vehicle Revenue Hours (VRH)

Summary of Operating Expenses (OE)

\$545,999 Total Operating Expenses

Database Information

NTDID: 4R07-41042

Reporter Type: Rural General Public Transit

Financial Information

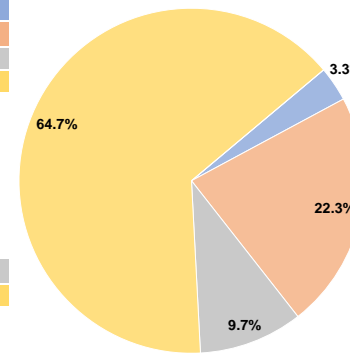
Sources of Operating Funds Expended

Fare Revenues	\$17,813	3.3%
Local Funds	\$121,596	22.3%
State Funds	\$53,228	9.7%
Federal Assistance	\$353,362	64.7%
Other Funds	\$0	0.0%
Total Operating Funds Expended	\$545,999	100.0%

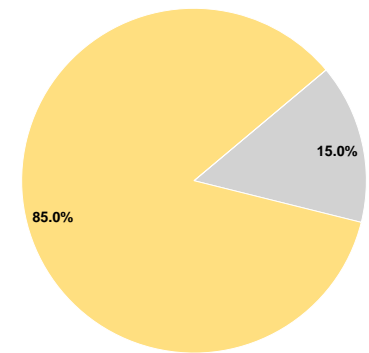
Sources of Capital Funds Expended

Fare Revenues	\$0	0.0%
Local Funds	\$0	0.0%
State Funds	\$7,411	15.0%
Federal Assistance	\$41,996	85.0%
Other Funds	\$0	0.0%
Total Capital Funds Expended	\$49,407	100.0%

Operating Funding Sources



Capital Funding Sources



Modal Characteristics

Operation Characteristics

Vehicles Operated at Maximum Service

Mode	Directly Operated	Purchased Transportation	Operating Expenses	Fare Revenues	Uses of Capital Funds	Annual Unlinked Trips	Annual Vehicle Revenue Miles	Annual Vehicle Revenue Hours
Demand Response	10	-	\$545,999	\$17,813	\$49,407	18,844	252,790	10,610
Total	10	-	\$545,999	\$17,813	\$49,407	18,844	252,790	10,610

Performance Measures

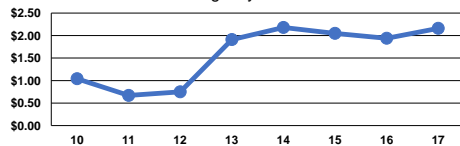
Service Efficiency

Mode	Operating Expenses per Vehicle Revenue Mile	Operating Expenses per Vehicle Revenue Hour
Demand Response	\$2.16	\$51.46
Total	\$2.16	\$51.46

Service Effectiveness

Mode	Operating Expenses per Unlinked Passenger Trip	Unlinked Trips per Vehicle Revenue Mile	Unlinked Trips per Vehicle Revenue Hour
Demand Response	\$28.97	0.1	1.8
Total	\$28.97	0.1	1.8

Operating Expense per Vehicle Revenue Mile: Agency Total



Unlinked Passenger Trips per Vehicle Revenue Mile: Agency Total

