

Senior Services Incorporated of Chester County

2017 Annual Agency Profile

General Information

Service Consumption

28,917 Annual Unlinked Trips (UPT)

Service Supplied

371,026 Annual Vehicle Revenue Miles (VRM)
20,344 Annual Vehicle Revenue Hours (VRH)

Summary of Operating Expenses (OE)

\$723,106 Total Operating Expenses

Database Information

NTDID: 4R07-41146

Reporter Type: Rural General Public Transit

Financial Information

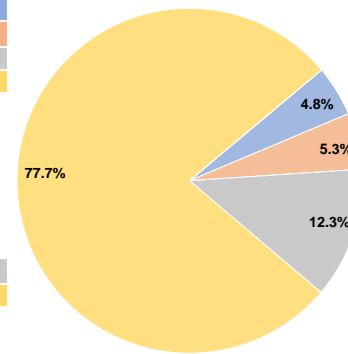
Sources of Operating Funds Expended

Fare Revenues	\$34,444	4.8%
Local Funds	\$38,200	5.3%
State Funds	\$88,695	12.3%
Federal Assistance	\$561,767	77.7%
Other Funds	\$0	0.0%
Total Operating Funds Expended	\$723,106	100.0%

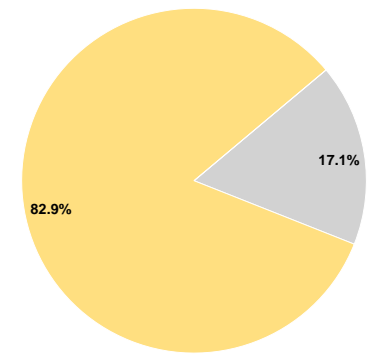
Sources of Capital Funds Expended

Fare Revenues	\$0	0.0%
Local Funds	\$0	0.0%
State Funds	\$28,454	17.1%
Federal Assistance	\$137,801	82.9%
Other Funds	\$0	0.0%
Total Capital Funds Expended	\$166,255	100.0%

Operating Funding Sources



Capital Funding Sources



Modal Characteristics

Operation Characteristics

Vehicles Operated at Maximum Service

Mode	Directly Operated	Purchased Transportation	Operating Expenses	Fare Revenues	Uses of Capital Funds	Annual Unlinked Trips	Annual Vehicle Revenue Miles	Annual Vehicle Revenue Hours
Demand Response	13	-	\$723,106	\$34,444	\$166,255	28,917	371,026	20,344
Total	13	-	\$723,106	\$34,444	\$166,255	28,917	371,026	20,344

Performance Measures

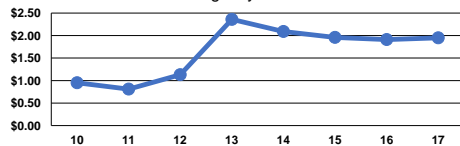
Service Efficiency

Mode	Operating Expenses per Vehicle Revenue Mile	Operating Expenses per Vehicle Revenue Hour
Demand Response	\$1.95	\$35.54
Total	\$1.95	\$35.54

Service Effectiveness

Mode	Operating Expenses per Unlinked Passenger Trip	Unlinked Trips per Vehicle Revenue Mile	Unlinked Trips per Vehicle Revenue Hour
Demand Response	\$25.01	0.1	1.4
Total	\$25.01	0.1	1.4

Operating Expense per Vehicle Revenue Mile: Agency Total



Unlinked Passenger Trips per Vehicle Revenue Mile: Agency Total

